

Wireless Sensor Networks- A Review on Topologies and Node Architecture

Shamneesh Sharma^{1*}, Dinesh Kumar² and Keshav Kishore³

^{1,3}Department of Computer Science & Engineering, APG Shimla University, Shimla (H.P.) India

²School of Computer Applications, Lovely Professional University, Phagwara (Punjab) India

www.ijcaonline.org

Received: 11 Sep 2013

Revised: 22 Sep 2013

Accepted: 3 Oct 2013

Published: 30 Oct 2013

Abstract- This review paper basically divided in two parts out of which first part focuses on the existing topologies that are used in the wireless sensor networks and second part emphasis on the architecture of the node. As we all know that wireless sensor network technology is the application oriented technology so topology and architecture of the network will always vary from application to application i.e. dynamic in nature. The development and deployment of the nodes always differ from traditional technologies; no doubt initially the traditional technology has been used but the excessive use of traditional technology changed the scenario. Now these topologies are used with hybrid techniques i.e. topologies with additional features & advantages and same the case with node architecture. As many of WSN applications need the networking alternatives to improve the cost reduction, efficiency and security aspects so in this review report we are discussing all the topologies used and the hybridized changes that had been done in past and can be done in future on the architecture of the WSN node.

Keywords: Data Dissemination, Topology, Node Architecture, Hybrid Changes and Cost Reduction

1. INTRODUCTION

Wireless Sensor Networks [1] are the networks which consist of a group of large number of sensor nodes. The objective of these networks is to collect data from the environment or the area in which they are deployed. Sensor nodes are usually deployed over a desired area where they wake-up, self-test and establish dynamic communications among them, composing a dynamic network. These networks are intended to support a variety of applications provided with flexible nodes design will make possible to support a variety of applications and have been used in many domains such as habitat monitoring [2], infrastructure protection [3], and scientific exploration [4]. The accuracy of individual nodes' readings is crucial in these applications, e.g., in a surveillance network [5], the readings of sensor nodes must be accurate to avoid misleading results, false alarms and missed detections. Moreover some applications

are designed to be fault tolerant to some extent, removing nodes with faulty readings from a system with some redundancy or replacing them with good ones can still significantly improve the whole system's performance and at the same time prolong the lifetime of the network. Some of the most important application areas of sensor networks include military, natural calamities, health, and home. The technology of wireless sensor networks is at its full pace now a days. A few years back the technology started with the development of a sensor node and after that the evolution and enhancement of new technologies, this technology is used in many areas now. When compared to traditional networks, the most noticeable point about sensor networks is that, they are limited in power, computational capacities, and memory and this is main reason of the popularity of these networks these days.

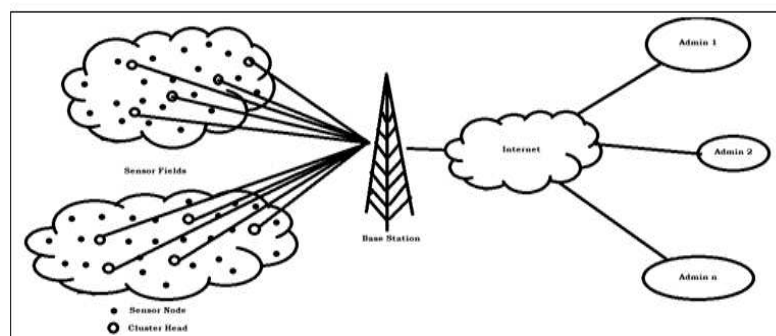


Figure 1: Working of Wireless Sensor Networks

Corresponding Author: Shamneesh Sharma

Wireless Sensor network is the important aspect of the hybridization of various technologies which include the technologies like ULSI (Ultra Large Scale Integration) [6, 7], Networking, Data Dissemination [8], Mobile Communication [9], Clustering [10], Nano Technology [11] and many more. As wireless sensors become real commodities in electronic market therefore new arguments for old techniques are causing engineers, researchers and IT professionals to consider network strategies once ruled out.

2. REVIEW ON TOPOLOGIES WITH APPLICATIONS

In Wireless Sensor Networks, the topology is crucial element which plays an important role in minimizing various constraints like limited energy, latency, computational resource crisis and quality of communication [12]. The energy consumption in these networks depends upon the number of packets sends and receives. The transmission energy consumption depends upon the distance between sender and receiver nodes on the other hand the packet size also play vital role in this. This can be handled through the use of much efficient routing algorithms but the topology of the network set the initial stage for it. As we know that the sensor networks can be deployed in the remote areas that is why the probability of failure of nodes and data loss is very common; so an efficient topology selection ensures that neighbor nodes are at a minimal distance and reduces the probability of message being lost between sensors. There are the basic topologies that are used in the wireless sensor networks which can be modified as per requirements of the application for which we want to use this technology. Basically these followings are the topologies that are used in the wireless sensor networks.

Wireless networking is used for the communication in the wireless sensor networks. If we talk about the topologies used in this kind of networking then the fact that comes in to the picture is that these networks use almost every kind of the topology. The research in topology construction and

connectivity has been approached independently along two paths. In one path, researchers aim to determine critical conditions on network parameters (such as the transmission range [13, 14,15], the number of neighbors [16, 17], the minimum total power required, or the node failure probability) to ensure network connectivity with high probability. Following topologies are frequently used in WSNs.

1. Point to Point Topology.
2. Star Topology.
3. Mesh Topology.
4. Hybrid Technology.
5. Tree Topology.

2.1 Point to Point Topology [18]:

The point-to-point topology consists of a dedicated long-range, high-capacity wireless link between two sensor nodes. Switched point-to-point topologies are the basic model of conventional networks. This topology was the most common traditional topology used in the wireless sensor networks.

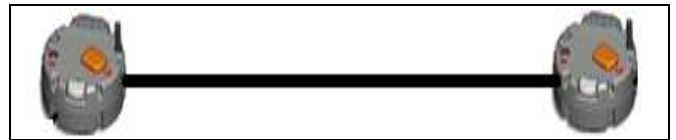


Figure 2. Point to Point Technology.

The main advantage and disadvantage of this topology is single data communication channel. This single channel is advantage as it is a secure path for the communication but the failure of this channel will cut down the communication in between those two nodes.

2.2 Star Topology [19]:

It is same as the topology used in the networking in which central server kind of scenario is there. The diagram of this kind of topology is given below: -

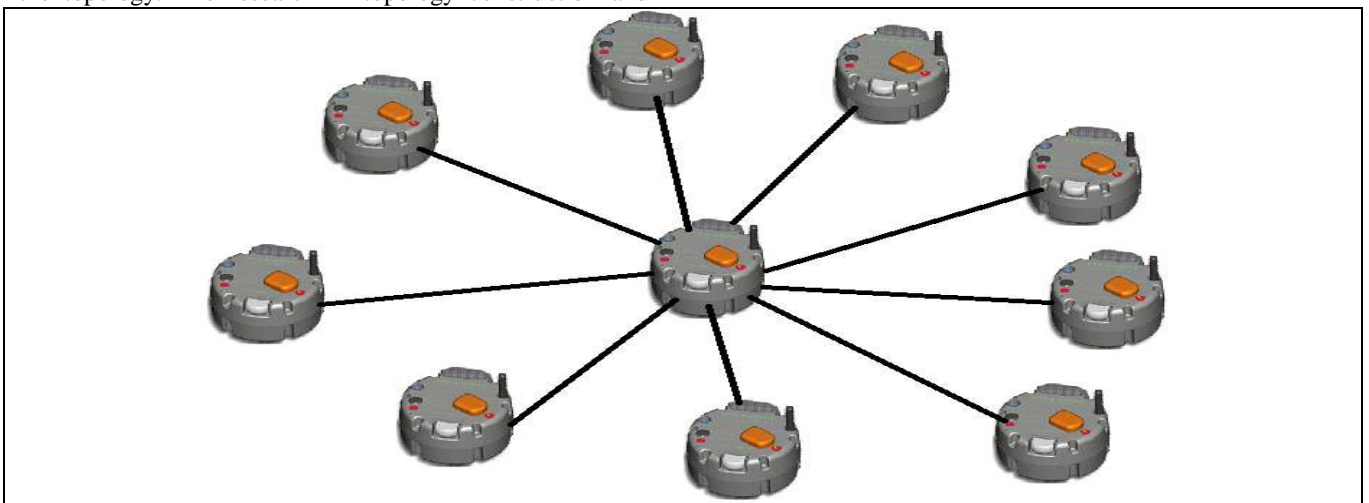


Figure 3. Star Topology.

These followings are the advantages of star topology in wireless micro sensor network: -

- 1) Lowest power consumption in this topology which is good firm the point of view of Wireless Sensor Networks.
- 2) In this topology is easy to Enlarge the network; in other words we can say that this topology is scalable.

These followings are the disadvantages of wireless sensor network: -

- 1) No reliable communication due to single point failure in this topology.
- 2) No alternate path is present there in this structure of any node.

2.3 Mesh Topology [20]:

It is a multi-hoping system in which each node can communicate directly. The pictorial presentation of this topology is given below: -

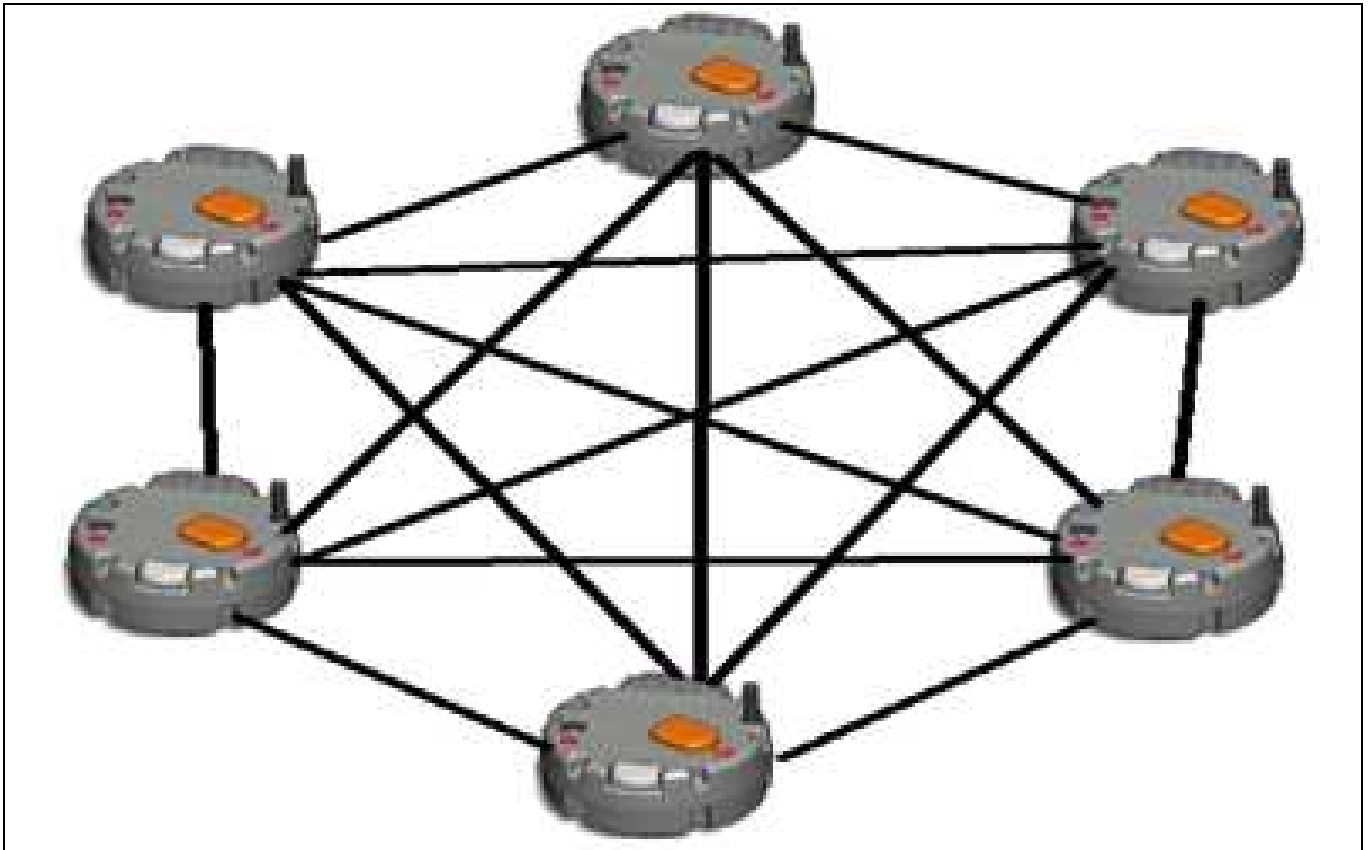


Figure 3. Mesh Topology.

These followings are the advantage of mesh topology in wireless sensor network: -

- 1) No single point of failure in this case therefore it is a most reliable communication network structure.
- 2) This is a more scalable network.
- 3) Alternate path can be there in this type of topology for the nodes so chances of data loss are really very less.

These followings are the disadvantages of the mesh technology in wireless sensor network: -

- 1) Higher power consumption in this type of model which is really bad from the view of Wireless Sensor Networks as these have to be less energy consumptive.

- 2) Increased latency is the problem of this network.
- 3) Too many redundant paths is the major problem of this network.

2.4 Hybrid Technology [21]:

In this type of topology the sensors are arranges in a star topology along with the routers and routers are arranged in mesh king of scenario. In other words we can say that this topology is the mixture of the various topologies. So this topology gets all the advantages of other topologies which are included in this but unfortunately some disadvantages also came into it along with others.

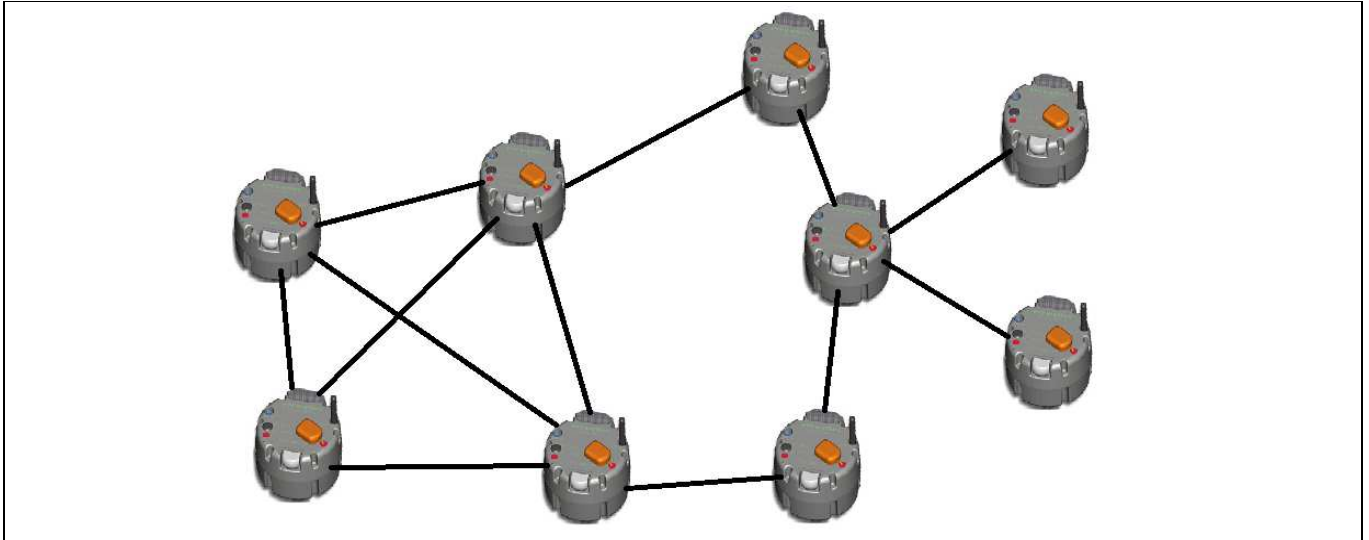


Figure 4. Hybrid Topology.

The advantages of hybrid technology in wireless sensor network are given below: -

- 1) Reliable communication as there is no single point of failure.
- 2) Less power consumption as compared to mesh technology.
- 3) Many alternate paths for nodes in this kind of scenario.

These followings are the disadvantages of hybrid topology in wireless sensor network: -

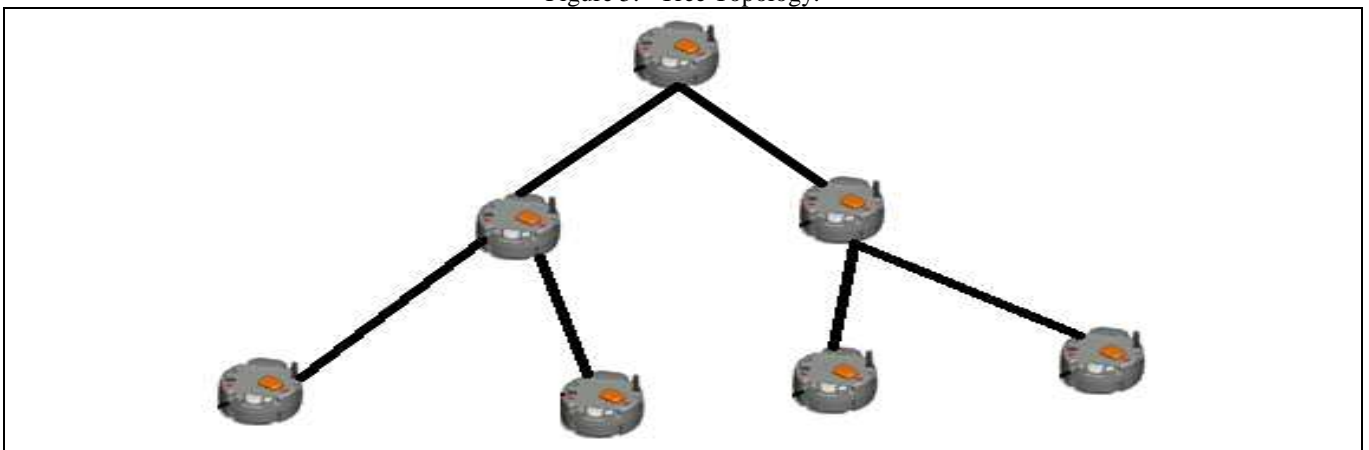
- 1) Scalability becomes an issue when network is extended after some limit.

- 2) Interfacing between different types of topology is difficult.

2.5 Tree Topology [22]:

All the sensors which are deployed in the sensor field construct a logical tree when we talk about Tree Topology. In this we have two types of nodes; one is parent node and other is leaf node. Data packets are passed from a leaf node to its parent nodes. In answer, a receiver node getting data from the child node sends data to receiver's parent node after cumulating data with its own possessed data.

Figure 5. Tree Topology.



The advantage of this topology is that it consumes less power than other topologies, as flooding is not necessary for data communication.

The disadvantages of tree topology are:

- 1) This topology is time consuming and costly as all cost depends upon the formation of the tree.

- 2) If a parent node fails, then its entire sub-tree is cut off from the base station.
- 3) Power burning up is patchy across network nodes. The nodes closer to the base station consume a lot of power in forwarding packets from all the nodes in their sub-parts, whereas the leaf nodes in the spanning tree do not

have to perform any forwarding at all and consume the least power.

- 4) Long delay for sending data from leaf to root node as data will go through all the nodes of that group.
- 5) Tree safeguard expenses are high-ceilinged.
- 6) In this topology network heavily depends upon types of radio link.

The topologies of the WSN can be chosen on the basis various parameters which are discussed below:

- Selection based on Scalability and Self-Organization.

- Selection based on Energy Efficiency.
- Selection based on Reliability.

3. REVIEW ON NODE ARCHITECTURE:

The sensor node is composed of four layers, each one fulfilling a specific functionality of the node. These four layers are communication, processing, power supply and sensing/actuation.

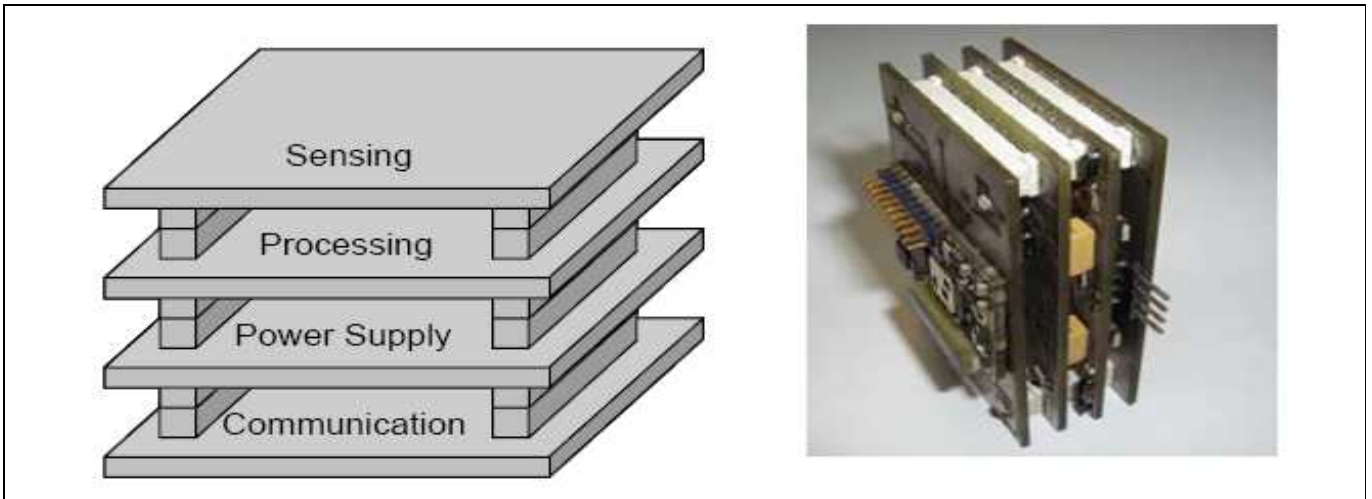


Figure 6: Layers at the Node

As we know that the sensor node is anticipated to communicate process and disseminate sensor data therefore sensor nodes must have processing units as we have central processing units in our computer systems. The central processing unit of a sensor node determines to a large degree both the energy consumption as well as the computational capabilities of a sensor node. Many recent studies [23, 24, 25] find that the surroundings is a dominating factor which affects the sensing and communication characteristics in these networks. The Nodes in these networks consume much lower power which

can be achieved by trading off advanced computational features that typically used in every high performance processors. Despite if designing efficient sensor node processors to work in a low power environment, these processor architectures are still not fully efficient to wireless sensor networks applications.

The hardware technologies of wireless sensor network consists of various hardware, first is “System on Chip” which is capable of the integrating whole system on a single chip. There are so many companies which are in this field of integrating chips.

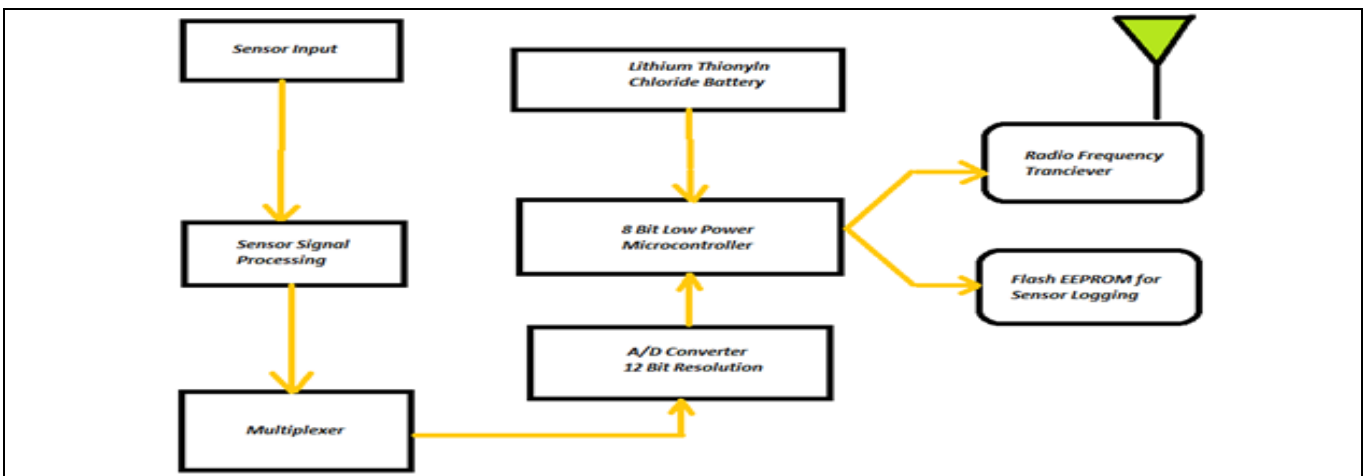


Figure 7: Internal Node Architecture.

The hardware in particularly do four things which are described below: -

- 1) Sensors.
- 2) Wireless communication.
- 3) Data protocol and control.
- 4) Power management.

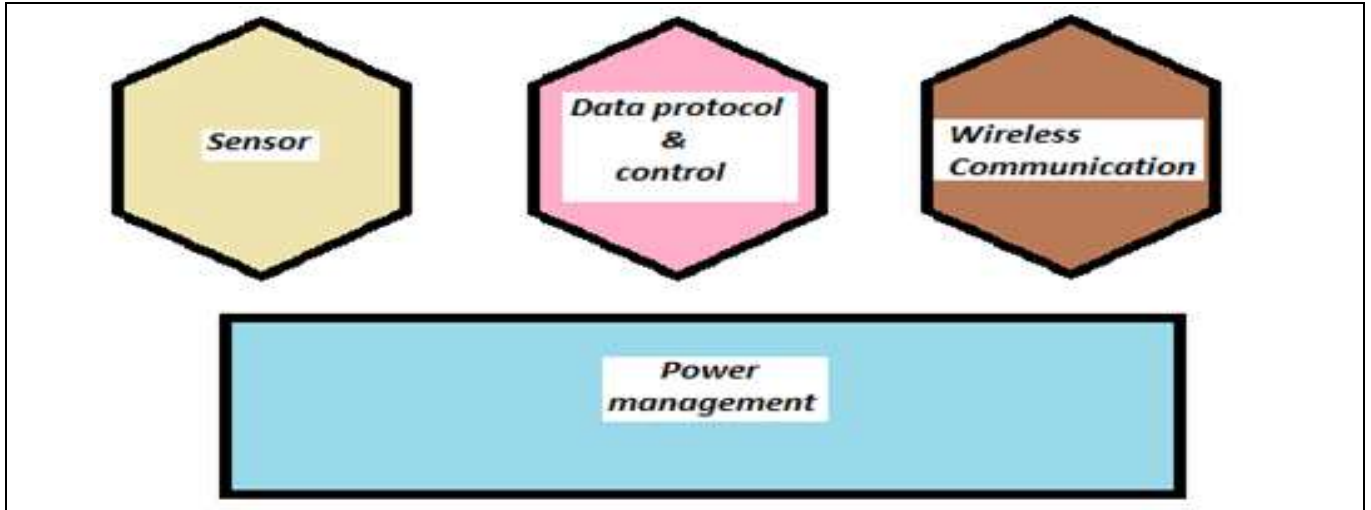


Figure 8: Internal Processing Elements

4. CORPORATE WHO ARE DEALING IN WSN NODES:

Instruments MSP430, Atmel AVR 8bit, Atmel AtMega 1281 and many more.

A large number of commercially available microcontrollers, microprocessors and programmable logic are available in market, which allows great flexibility for CPU implementations. Some famous examples for microcontrollers are Intel PXA271 "Bulverde", Texas

There are so many sensor nodes available in the market with different configurations. Some of them are MICA, DOT, COT and Rene etc. The following figure is showing some of them:




Figure 9: Real nodes from different Corporate

5. CONCLUSION AND FUTURE WORK

The topologies and the internal architecture are two important aspects of the communication in wireless sensor networks. The selection of best topology in accordance with

the internal architecture of the wireless sensor node is very critical job so that proper communication can be there in between all the nodes according to the application. Due to the eminent applications of this technology, almost every

aspect of life is using sensors in them. So the evolution of networking in this field was a collaborative initiative for the popularity of these emerging fields. The initial step towards the sensor technology was taken only for the purpose of the use of this in wars, but various advancements in the field of electronics has made its usability almost in every field today and the efforts are still going on. As the field is not only associated to computer Science or electronics industry but with many other technologies; so the advancements in other technologies finally results in advancements in this technology. The scope of the technology is to find the wide range of applications and usability. So future of this technology is very bright due to its multi-disciplinary approach. In future with the evolution to various technologies like ULSI, MEMS, Nano Technology, Secure Networking techniques will lead this technology to the heights of Sky.

REFERENCES

- [1]. Chris Townsend and Steven Arms. Wireless Sensor Network: Principles and Applications. Sensor Magazine, February, 2004.
- [2]. R. Szewczyk, A. Mainwaring, J. Anderson and D. Culler. An Analysis of a Large Scale Habitat Monitoring Application. In SenSys'04, 2004.
- [3]. G. Tolle, J. Polastre, R. Szewczyk, N. Turner, K. Tu, S. Burgess, D. Gay, P. Buonadonna, W. Hong, T. Dawson, and D. Culler. A Macroscopic in the Redwoods. In SenSys'05, November 2005.
- [4]. N. Xu, S. Rangwala, K. K. Chintalapudi, D. Ganesan, A. Broad, R. Govindan, and D. Estrin. A Wireless Sensor Network for Structural Monitoring. In SenSys'04, 2004.
- [5]. T. He and et. al. VigilNet: An Integrated Sensor Network System for Energy-Efficient Surveillance. ACM Transactions on Sensor Networks, Vol. 2(No. 1):Page 1 – 38, February 2006.
- [6]. Aditya Singh Mandloi and Vineeta Choudhary, “ Study of Various Techniques for Data Gathering in WSN”, ISROSET-IJSRNSC, Vol-1, Issue-2, pp(12-15), Jul -Aug 2013
- [7]. Hidenari Nakashima, Junpei Inoue, Kenichi Okada and Kazuya Masu. ULSI Interconnect Length Distribution Model Considering Core Utilization. Proceedings of the conference on Design, automation and test in Europe - Volume 2, 2004.
- [8]. Xiumin Wang, Jianping Wang and Yinlong Xu. Data Dissemination in Wireless Sensor Networks with Network Coding. EURASIP Journal on Wireless Communications and Networking 2010.
- [9]. Gann Hong and Pan Dan. A Distributed Wireless Sensor Networks Mobile Communication Technology Research. Multimedia Information Networking and Security (MINES), 2012.
- [10]. P.A. Forero, Cano and G.B. Giannakis. Distributed Clustering Using Wireless Sensor Networks. Selected Topics in Signal Processing, IEEE Journal of (Volume:5 , Issue: 4), Aug. 2011.
- [11]. J.P.M. She and J.T.W. Yeow. Nanotechnology-Enabled Wireless Sensor Networks: From a Device Perspective. Sensors Journal, IEEE (Vol:6 , Issue: 5), Oct. 2006.
- [12]. Handbook of Sensor Networks: Algorithms and Architectures, Edited by I. Stojmenovic ISBN 0-471-68472-4 Copyright # 2005 John Wiley & Sons, Inc.
- [13]. V. Rodoplu and T. H. Meng. Minimum energy mobile wireless networks, IEEE Journal on Selected Areas in Communications, 17(8):1333–1344, August 1999.
- [14]. L. Li, J. Y. Halpern, P. Bahl, Y.-M. Wang, and R. Wattenhofer. Analysis of a cone-based distributed topology control algorithm for wireless multi-hop networks. In Proceedings of the ACM Symposium on Principles of Distributed Computing (PODC), pages 264–273, Newport, Rhode Island, USA, August 2001.
- [15]. N. Li, J. C. Hou, and L. Sha. Design and analysis of an MST-based topology control algorithm. In Proce of IEEE INFOCOM 2003, San Francisco, California, 2003.
- [16]. N. Li and J. C. Hou. FLSS: A fault-tolerant topology control algorithm for wireless networks. In Proceedings of the ACM International Conference on Mobile Computing and Networking (MobiCom), Philadelphia, Pennsylvania, September 2004.
- [17]. X. Li, I. Stojmenovic, and Yu Wang. Partial Delaunay triangulation and degree limited localized Bluetooth scatternet formation. IEEE Transactions on Parallel and Distributed Systems, 15(4):350–361, April 2004.
- [18]. N. Li and J. C. Hou. FLSS: A fault-tolerant topology control algorithm for wireless networks. In Proceedings of the ACM International Conference on Mobile Computing and Networking (MobiCom), Philadelphia, Pennsylvania, September 2004.
- [19]. Xin-Sheng Wang, Yong-Zhao Zhan and Liang-min Wang. STCP: Secure Topology Control Protocol for WSNs Based on Hexagonal Mesh. Wireless Comm, Networking and Mobile Computing, 2008.
- [20]. Liting Cao, Wei Jiang and Zhaoli Zhang. Automatic Meter Reading System Based on Wireless Mesh Networks and SOPC Technology. Intelligent Networks and Intelligent Systems, 2009.
- [21]. K. Onodera and T. Miyazaki. An Autonomous Algorithm for Construction of Energy-conscious Communication Tree in Wireless Sensor Networks. Advanced Information Networking and Applications - Workshops, 2008.
- [22]. <http://www.ianswer4u.com/2012/01/tree-topology-advantages-and.html#axzz2fsl8Igzp>
- [23]. J. Hwang, T. He, and Y. Kim. Achieving Realistic Sensing Area Modeling. In SenSys'06, 2006.
- [24]. K. Srinivasan, M. A. Kazandjieva, S. Agarwal, and P. Levis. The Beta Factor: Measuring Wireless Link Burstiness. In SenSys'08, 2008.
- [25]. G. Zhou, T. He, and J. A. Stankovic. Impact of Radio Irregularity on Wireless Sensor Networks. In MobiSys'04, June 2004.