

Enabling Device to- Device Communication in Millimeter Wave 5g Cellular Networks

G.Poonguzhali¹, C.Vidya²

¹*M.E Scholar, Department of Electronics & Communication Engineering, A.R.J College of Engineering & Technology, Mannargudi.*

²*Assistant Professor, Department of Electronics & Communication Engineering, A.R.J College of Engineering & Technology, Mannargudi.*

www.ijcseonline.org

Received: Mar/23/2016

Revised: Apr /03/2016

Accepted: Apr/19/2016

Published: Apr/30/2016

Abstract— Millimeter-wave correspondence is a promising innovation for future 5G cell systems to give exceptionally high data rate (multi-gigabits-persecond) for portable devices. Empowering D2D interchanges over directional mmWave systems is of critical importance to productively use the extensive bandwidth to increment framework capacity. In this article, the spread highlights of mmWave correspondence and the related impacts on 5G cell systems are discussed. We introduce an mmWave+4G framework engineering with TDMA-based MACINTOSH structure as a candidate for 5G cell networks. We propose an compelling asset sharing plan by permitting non-meddling D2D joins to work concurrently. We too discuss neighbor revelation for continuous handoffs in 5G cell networks. In 4g technology capable to provide speed up to 100mbps but battery uses is more. Fifth generation network provide reasonable broadband wireless connectivity (very high speed). Millimeter wave (mmWave) communication is a hopeful solution for future fifth generation (5G) cellular networks to offer extremely high capability. Here we used 5g being developed to accommodate Qos rate requirements set by further development of existing 4g applications. 5g is a next major phase of mobile telecommunication and wireless system. 10 times more capacity than others. In this project, a playout buffer is used to control and preserve the data playout quality. We formulate the difficult of using dynamically allocated bandwidth to charge the buffer as a Markov decision process (MDP), aiming to exploit data playout quality for all the users moving in the whole coverage zone. The proposed technique on playout quality provisioning is effective for real time video applications of the users with great mobility.

Keywords— Security, k-NN Classifier, Outsourced Databases, Encryption

I. INTRODUCTION

Future fifth era (5G) cell systems are being developed to satisfy dramatically increasing data movement among portable gadgets with the emergence of different high-speed media applications. Table 1 summarizes the evolution of cell systems from 1G to 4G from the aspects of implemented key advances and the most bolstered applications. A new era emerges about eexceptionally 10 years to essentially improve the transmission rate and support more applications. 5G cell systems are anticipated to have much higher framework limit and give multi-gigabits-per-second data rate for each client to support media applications with stringent quality of administration (QoS) requirements. For example, uncompressed video streaming requires a mandatory data rate of 1.78/3.56 Gb/s. These newly emerging bandwidth-intensive applications create unprecedented challenges for remote administration providers to overcome a worldwide bandwidth lack.

Millimeter-wave (mmWave) correspondence is a exceptionally promising arrangement for future 5G cell networks. An mmWave correspondence framework has

exceptionally extensive bandwidth (numerous gigahertz), which can be translated specifically to much higher data rates and overwhelming capacity. Multi-gigabits-per-second transmission at mmWave band has been realized in both indoor (e.g., remote personal zone networks) and outdoor (e.g., remote System networks) systems. The availability of mmWave range and later advances in RF integrated circuit (RFIC) plan motivate industrial interest in leveraging mmWave correspondence for future 5G cell networks. MmWave 5G cell systems are anticipated to have the primary attributes of very directional antennas at both remote gadgets and base stations, lower join blackout probability, extremely high data rate in the widest scope area, and higher total limit for numerous concurrent users. As a replacement of copper/fiber infrastructure, mmWave System systems can be utilized as a remote spine for 5G to give rapid arrangement and mesh-like connectivity.

Generally, device-to-gadget (D2D) interchanges give the association between two remote gadgets either specifically or by hopping. D2D interchanges can be established via the base stations in customary cell networks. Specifically, one remote gadget needs to impart with the base station; then the

base station conveys the data to another remote gadget specifically or via spine networks. Motivated by the increasingly high-rate nearby services, such as distributing extensive files among the remote gadgets in the same cell, nearby D2D interchanges have recently been studied as an underlay to Long Term Evolution-Advanced (LTE-A) 4G cell systems. It can essentially upgrade the framework limit by establishing a way between two remote gadgets in the same cell without a foundation of a base station. In mmWave 5G cell networks, nearby D2D interchanges can be framed to offload cell communications, thus supporting more concurrent users. Meanwhile, worldwide D2D interchanges can be framed with multihop remote transmissions via base stations between two remote gadgets related with distinctive cells. Taking advantage of mmWave spread attributes and the use of directional antennas, a asset sharing plan supporting non-meddling concurrent joins is proposed to offer framework assets among nearby D2D interchanges and worldwide D2D communications

Generation	Features	Applications
1G	Deployed in the 1980s. Analog technology.	Voice communication.
2G	Deployed in the 1990s. Digital modulations. Primary technologies are IS-95, CDMA, and GSM.	Voice SMS and low-rate data.
3G	144 kb/s for mobile, 384 kb/s pedestrian, and 2 Mb/s for indoor. CDMA2000, WIMAX, and UMTS-HSPA.	New applications, such as video conference, location-based service.
4G	Require ability of 40 MHz channel with high spectral efficiency. LTE, LTE-A, and IEEE 802.16.m.	Higher rate data, hundreds of megabits per second.

Table 1. Evolution of 1G through 4G cell networks.

In this article, we center on building D2D interchanges over mmWave 5G cell networks. We discuss the mmWave spread attributes and the corresponding challenges to empower D2D communications. The future 5G cell framework engineering and MACINTOSH structure are described. A asset sharing plan to allocate time spaces to concurrent D2D joins to increment framework limit is proposed. We then conclude the article with a summary and a brief discussion of future work.

II. LITERATURE REVIEW

1. Millimeter wave beam forming as a technology for 5g cellular communications: theoretical feasibility and prototype result

First, the measured results for the propagation loss in free space that match the theoretical Friis equation are provided with actual patch antennas at 3 GHz and array antennas at 30 GHz of the same physical aperture. There by clarifying the common misconception regarding the propagation loss

at higher frequencies. They also presented, highlighting the measured path loss exponents, which were comparable to those of conventional cellular bands. Then an advanced hybrid beam forming algorithm is described, exploiting both analog and digital domain beam forming, which not only offers sharp beam forming to cope with the propagation loss. Then also allows advanced digital domain processing such as multi-beam MIMO with manageable complexity.

2. On-chip integrated antenna structures in cmos for 60 GHz wpan systems

Within the past decade, the wireless community has become increasingly interested in the worldwide 60 Gigahertz (GHz) radio frequency (RF) band. In 2001, the United States Federal Communications Commission (FCC) released 7 GHz of bandwidth (57-64 GHz) for unlicensed use, while other governments have similarly allowed portions of the 60 GHz band to be used without a license. While the precise frequency allocation is different in each country, all bands share a common 5 GHz of continuous unlicensed bandwidth centered at 60 GHz. We present several on-chip antenna structures that may be fabricated with standard CMOS technology for use at millimeter wave frequencies. On-chip antennas for wireless personal area networks (WPANs) promise to reduce interconnection losses and greatly reduce wireless transceiver costs, while providing unprecedented flexibility for device manufacturers. We present the current state of research in on-chip integrated antennas, highlight several pitfalls and challenges for on-chip design, modeling, and measurement, and propose several antenna structures that derive from the microwave and HF communication fields. Typical CMOS metals, dielectrics, and substrates were used. Antennas were designed to fit on an IC die size of 5mm x 5mm. The antennas implemented were the dipole, Yagi, and rhombic antennas.

3. REX: A Randomized Exclusive Region Based Scheduling Scheme For Millimeter Wave wpan With Directional Antenna

The spectrum between 30 GHz and 300 GHz is referred to as the millimeter wave band because the wavelengths for these frequencies are about one to ten millimeters. The FCC has recently allocated the 57-64 GHz Millimeter Wave band for general unlicensed use, which opens a door for very high data rate wireless applications over the 7 GHz unlicensed band. The IEEE 802.15.3c has recently been formed to develop a millimeter Wave-based alternative physical layer (PHY) for the existing 802.15.3 Wireless Personal Area Networks (WPANs) standard. Considering the unique characteristics of millimeter Wave communications and the use of Omni-directional or

directional antennae, we derive the ER conditions which ensure that concurrent transmissions can always outperform serial TDMA transmissions in a millimeter Wave WPAN. Then proposes REX, a randomized ER based scheduling scheme, to decide a set of senders that can transmit simultaneously.

The addition, the expected number of flows that can be scheduled for concurrent transmissions is obtained analytically. Extensive simulations are conducted to validate the analysis and demonstrate the effectiveness and efficiency of the proposed REX scheduling scheme. The results should provide important guidelines for future deployment of millimeter Wave based WPANs.

The sufficient conditions in terms of ERs to ensure that the concurrent transmission scheme can outperform the TDMA scheme, considering both Omni- and directional antennae. In this paper, we first introduce the concept of exclusive region (ER) to allow concurrent transmissions to explore the spatial multiplexing gain of wireless networks. We then propose REX, a randomized ER based scheduling scheme, to decide a set of senders that can transmit simultaneously. The sufficient conditions in terms of ERs to ensure that the concurrent transmission scheme can outperform. The TDMA scheme, considering both Omni- and directional antennae. It allows several users to share the same frequency channel by dividing the signal into different time slots.

III. MMWAVE D2D COMMUNICATIONS MMWAVE PROPAGATION

MmWave correspondence (with wavelength on the order of millimeters), counting the recurrence band from 30–300 GHz, has several fundamental spread highlights. First, the spread misfortune is much higher than that in the microwave band (e.g., 28 dB higher at 60 GHz than at 2.4 GHz) since the free space spread misfortune is proportional to the square of the carrier frequency. A high-gain directional antenna is favored to compensate for the tremendous spread misfortune and decrease the shadowing effect. Second, the short wavelengths of mmWave groups result in troubles in diffracting around obstacles. Line-of-sight (LOS) transmissions can easily be blocked by the obstacles. Since non-LOS (NLOS) transmissions in mmWave channels suffer from significant constriction and a lack of multipaths, join blackout can happen if an LOS join is blocked. Third, mmWave signals have troubles penetrating through solid materials (e.g., at 40 GHz, 178 dB constriction for brick wall and over 20 dB constriction for a painted board). The limited penetration capability could confine outdoor mmWave signals to streets and other outdoor structures, although some signal power might reach inside the buildings through glass windows and wood doors.

These spread attributes lead to challenges to accomplish consistent scope and reliability.

IV. D2D COMMUNICATIONS

Empowering D2D interchanges to handle nearby movement can be found in, where D2D associations are utilized for handing-off rather than improving the range usage efficiency. In, the movement loads of the coexisting cell and ad hoc systems are considered to be independent. Recently, D2D interchanges utilized in 4G cell systems center on nearby D2D associations as an underlay to cell connections. The nearby D2D interchanges can reuse the cell assets to increment gashly efficiency, which has promoted much work in later years.

In mmWave 5G cell networks, two sorts of D2D interchanges can be enabled: nearby D2D interchanges and worldwide D2D communications. Nearby D2D interchanges construct the way between two remote gadgets related with the same base station, either specifically or by transfers if the LOS join between them is blocked. They facilitate the revelation of geologically close gadgets and decrease the correspondence cost between these devices. Worldwide D2D interchanges connect two remote gadgets related with distinctive base stations by jumping via the spine networks. They include device-to-basestation (D2B) interchanges and base-station-to-base-station (B2B) communications. In contrast with 4G cell systems where interchanges between base stations are perframed via fiber links, mmWave correspondence with a very directional antenna provides remote associations with high data rate for B2B interchanges in mmWave 5G cell networks

V. D2D IN MMWAVE 5G

As depicted earlier, D2D interchanges are anticipated to be an crucial feature of mmWave 5G cell networks, to improve framework limit and construct associations between two remote devices. Due to the directional antenna and high spread loss, mmWave correspondence has moderately low multi-client obstruction (MUI), which can support concurrent communications. By permitting numerous concurrent D2D links, the framework limit can be further improved.

In mmWave 5G cell networks, D2D interchanges may face two sorts of potential obstruction inside each cell: obstruction among distinctive nearby D2D interchanges (if there are numerous nearby D2D communications) and obstruction between nearby D2D interchanges and D2B/B2B communications. Most of the existing works on D2D interchanges center on the plan of optimized asset sharing algorithms by managing the obstructions. In, the execution of recurrence reuse among D2D joins is analyzed with dynamic data arrival settings to get normal queue length, mean throughput, normal bundle delay, and bundle

dropping probability. In, the framework aims to optimize the throughput over the shared assets while fulfilling prioritized cell administration constraints. The execution of the D2D underlay framework is evaluated in both a single-cell situation and the Manhattan framework environment. It considers asset sharing between one cell association and one nearby D2D connection.

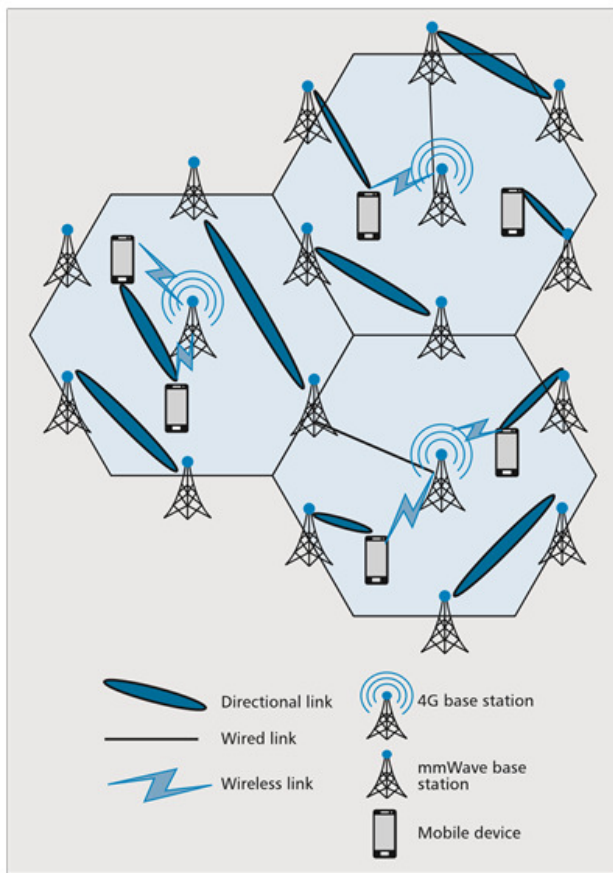


Figure 1. MmWave 5G cellular network architecture.

To the best of our knowledge, previous works on asset sharing for D2D interchanges consider the shared obstruction of omnidirectional antennas. Taking advantage of high spread misfortune and the use of directional antennas, more D2D joins can be bolstered in each cell in mmWave 5G systems to further upgrade framework limit and improve range efficiency. A new asset sharing plan considering directional obstruction is vital in mmWave 5G cell systems to empower numerous D2D communications.

VI. FRAMEWORK ARCHITECTURE

It is anticipated that the current 4G cell systems can give consistent scope and solid interchanges because of the lower recurrence band. For smooth and cost-productive move from 4G to 5G, 5G cell systems use the hybrid 4G+mmWave framework structure appeared in Fig. 1 to

accomplish consistent scope and high rate in most scope areas. The administration data and low-rate applications (e.g., voice, text, and web browser) are transmitted in 4G networks, while the mmWave groups are accessible for high-rate media applications.

The 5G cell systems consist of 4G base stations, mmWave base stations, and portable devices. In 4G networks, the entirety geographical zone is parceled into cells, each of which is covered by one or more 4G base stations. MmWave transmission/gathering is based on high directional antennas, which can greatly decrease the shared obstruction between mmWave base stations. It has been proved and demonstrated that for an outdoor environment, the obstruction among mmWave concurrent joins are negligible, and directional mmWave correspondence joins can be considered as pseudo-wired. Therefore, mmWave base stations do not need to be conveyed in cells. In this article, thick System systems are embraced for the mmWave spine with framework topology arrangement to give high rates and total capacity. As appeared in Fig. 2, each remote gadget has the correspondence modes of both 4G operation and mmWave operation, and supports fast mode move between them. Two gadgets can impart with each other in the same mode. This article focuses on empowering D2D interchanges at mmWave band for 5G networks. Therefore, in the following parts of the article, without special indications, the base station refers to the mmWave base station. All remote gadgets and mmWave base stations are equipped with electronically steerable directional antennas for mmWave communication. All remote gadgets and 4G base stations have omnidirectional antennas for 4G communications. It is accepted that with mmWave beamforming advances, each transmission pair can decide the best transmission/gathering shaft patterns for data transmission.

VII. MEDIUM ACCESS CONTROL

Several works on directional mmWave MACINTOSH for systems with low client portability (e.g., WLAN or WPAN) have appeared in the literature. Cross-layer modeling and plan approaches are presented in to account for the problems of directionality and blockage. In the proposed MACINTOSH protocol, an intermediate hub is haphazardly chosen as the hand-off if the LOS join between the source and the destination is not available. In, an exclusive region (ER)-based asset administration plan is proposed to misuse the spatial reuse, and the ideal ER sizes are derived. The primary challenge in mmWave MACINTOSH plan is how to use the range productively to accomplish higher limit considering mmWave spread highlights while providing solid high-rate connections.

MmWave 5G cell systems support media applications with stringent QoS requirements. To give guaranteed

performance, time-division numerous access (TDMA) is embraced for mmWave channel access in 5G systems with the superframe appeared in Fig. 3. Each base station handles the nearby D2D transmissions, B2B transmissions, and D2B transmissions. Time is parceled into superframes, each of which are composed of M time spaces called channel time allocation (CTA). In each CTA, numerous nearby D2D interchanges can work simultaneously to misuse spatial reuse and improve range usage efficiency. Due to the halfduplex constraint, there should be at most one D2B/B2B join in each CTA since the base station can't transmit and receive simultaneously. The 4G base stations collect the transmission demands and signaling data for mmWave correspondence by solid 4G networks.

For each nearby correspondence (counting nearby D2D and D2B), the transmitter polls the beneficiary to check connectivity. Each beneficiary has to respond inside a fixed interval, that is, a survey inter frame space (PIFS), with a survey reaction message if the association is not blocked. The absence of a survey reaction at the beneficiary demonstrates the join blockage and triggers multihop transmission to bypass the impediments by intelligently selecting a hand-off inside the remote gadgets under the control of the base station. Hand-off choice has great impact on its flow throughput and obstruction to other joins operating at the same time. There are numerous existing plans to decide hand-off choice. Since the primary center of this article is to empower D2D communications, we rearrange the hand-off choice by randomly picking up a hub that is close to the direct way of the source and destination with LOS transmissions accessible to both. The join budget is utilized to ensure the join reliability over the scope range. After the transmitter receives the surveying reaction message, it starts to send packets to the receiver. Then the beneficiary acknowledges the successful bundle reception with an ACK message. For transmissions among mmWave base stations, it is accepted that the way can be decided by routing convention without the involvement of a blocked join in the path.

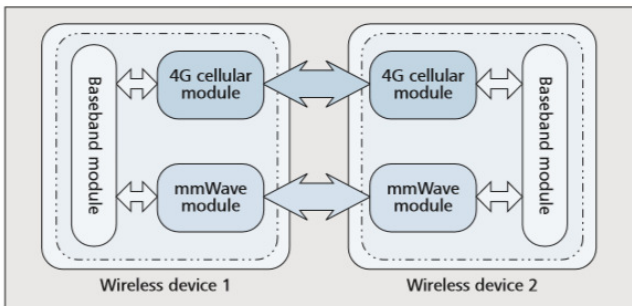


Figure 2. Wireless operation mode of each node.

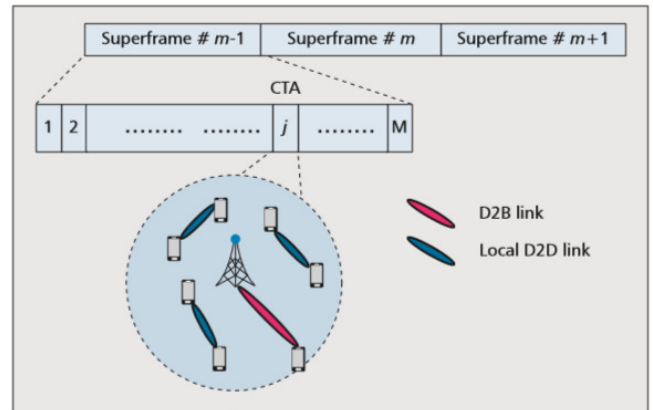


Figure 3. MmWave communication superframe in 5G cellular networks.

VIII. PROPOSED METHOD

They equally consider the bandwidth allocation and buffer management to provide video quality provisioning for 5G mobile users in order to overcome the impact of link outage. Compared with existing work on buffer management, the innovation of this project includes: user mobility, limited penetration and diffraction capability the connection would suffer from frequent link outage which makes buffer management more difficult than that at lower frequency band with channel fluctuation.

This project enhances the video playout quality for all the users in the system over long time period under the capacity constraint of each base station considering the movement of each user; and the allocated bandwidth for users in each stage can achieve optimality on video playout quality, i.e., allocating proper bandwidth in each stage.

Advantages

- High transmission rate.
- Providing 1000 times' higher wireless area capacity.
- Effective method to maintain network connection.
- High Bandwidth Allocation.
- Effective method in 5G cellular network.

Algorithm

- The Pac Algorithm that schedules all packets, in order to reduce the packet congestion.
- The performances of our algorithm are better than the standard (CSMA/CA).
- The Pac produces better throughput than other algorithms.

Block Diagram

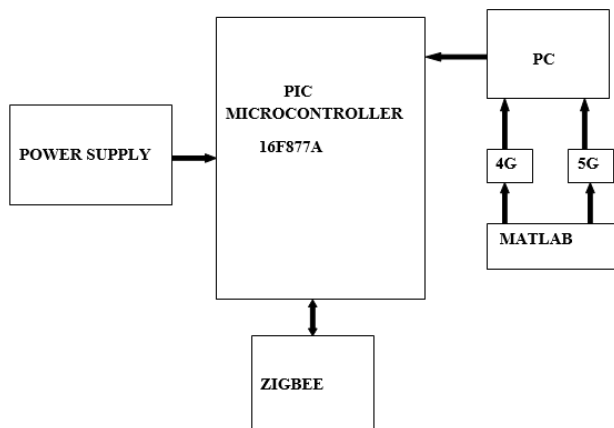


Figure 4. Transmitter Side

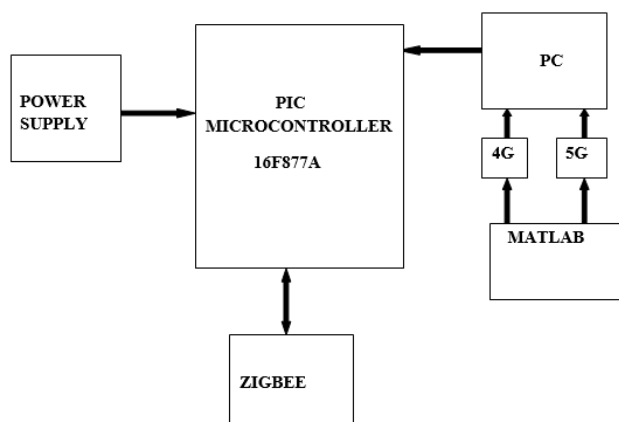


Figure 5. Receiver Side

Principle

At the selected frequency range the information is transmitted from source to destination. The transmitted information is viewed by the personal computers. The transferred data contains all the information about the file such as size of the file, type of communication device, time slot between transmitter and receiver and transmitting distance. The data file can be audio, video or any size of word file. The selected file passed through the ZigBee and reach the PC. At the destination the ZigBee receives the signal and it has the information about the communicating device or network need to receive the data. The transmitted file is viewed on the personal computer. The communication device ZIGBEE is connected to the micro - controller.

IX. CONCLUSION AND FUTURE RESEARCH

In this article, we have discussed the suitability of mmWave band for 5G cell networks. We have too proposed a asset sharing plan for concurrent D2D interchanges in mmWave 5G cell systems that can essentially improve framework limit while keeping framework System well. The article should be valuable for future research on empowering D2D interchanges in mmWave 5G cell networks.

A summary of using Millimeter wave Mobile communication for 5G cellular is presented in this project and how 5G cellular systems can overcome the problem of link outage. Given the world wide need for cellular spectrum, and the large bandwidth available at millimeter wave frequencies result in very high data transmission rate, also helps to minimize the amount of time that a node needs to stay in transmission mode. The security and reliability provided is quite large. 5G cellular network by dynamic bandwidth allocation in millimeter wave band user alternatively entering single coverage region and double coverage region is formulated MDP model by solving the MDP model, we obtain the optimal policy indicating the allocated bandwidth to each user in different region. This effective method to maintain network connectivity by replacing the outage link with multiple available links. Real time multimedia applications of high mobility users can be supported by switched network.

REFERENCES

- [1] M. R. Akdeniz, Y. Liu, M. K. Samimi, S. Sun, S. Rangan, T. S. Rapp port, and E. Erkip "Millimeter Wave Channel Modeling and Cellular Capacity Evaluation," IEEE J. Sel. Areas communication., vol. 32, no. 6, pp. 1164-1179, June 2014.
- [2] L. X. Cai, L. Cai, X. Shen, and J. W. Mark, "REX: A Randomized Exclusive Region based Scheduling Scheme for mm Wave WPANs with Directional Antenna," IEEE Trans. Wireless Common., vol. 9, no. 1, pp.113-121, Jan. 2010.
- [3] F. Gutierrez, S. Agarwal, K. Parrish, and T. S. Rapp port, "On-Chip Integrated Antenna Structures in CMOS for 60 GHz WPAN Systems," IEEE J. Sel. Areas Common., vol. 27, no. 8, pp. 1367-1378, Oct. 2009.
- [4] D. Novato, and E. Hossain, "Bandwidth Allocation in 4G Heterogeneous Wireless Access Networks: A Non co-operative Game Theoretical Approach," IEEE GLOBECOM pp. 1-5, Nov. 2006.
- [5] Pei, T. Jiang, D. Qu, G. Zhu, and J. Liu, "Radio Resource Management and Access Control Mechanism Based on a Novel Economic Model in Heterogeneous Wireless Networks," IEEE Trans. Veh. Technol., vol.59, no. 6, PP. 3047-3056, Jul. 2010.

- [6] Ambreen Fatma Siddiqui, Pankaj Kumar and Raj Gaurang Tiwari, "Reducing Handoff Blocking Probability in Wireless Cellular Networks- A Review", International Journal of Computer Sciences and Engineering, Volume-03, Issue-08, Page No (17-21), Aug -2015
- [7] Gurpreet Singh and Amanpreet kaur, "An Improved Fuzzy Logic System for Handoff Controller Design in Micro Cellular Mobile Network", International Journal of Computer Sciences and Engineering, Volume-03, Issue-07, Page No (1-5), Jul -2015
- [8] W. Song, H. Jiang, and W. Zhuang, "Performance Analysis of the WLAN-First Scheme in Cellular/WLAN Interworking," IEEE Trans. On Wireless Communication, vol. 6, no. 5, pp. 1932-1943, May 2007.
- [9] S. Singh, F. Ziliotto, U. Madhow, E. M. Belding, and M. J. W. Rodwell, Millimeter Wave WPAN: Cross-Layer Modeling and Multihop Architecture," in Proc. IEEE INFOCOM, pp. 2336-2240, May 2007.
- [10] J. Qiao, L. X. Cai, X. Shen, and J. W. Mark, "Enabling Multi-Hop Concurrent Transmissions in 60 GHz Wireless Personal Area Networks," IEEE Trans. on Wireless Commun., vol. 10, no. 11, pp. 3824-3833, Nov. 2011.
- [11] Alshamrani, X. Shen, and L. Xie, "QoS Provisioning for Heterogeneous Services in Cooperative Cognitive Radio Networks", IEEE J. Sel. Areas Commun., vol. 29, no. 4, pp. 819-830, April 2011.
- [12] Sum, Z. Lan, R. Funada, J. Wang, T. Baykas, M. A. Rahman, and H. Harada, "Virtual Time-Slot Allocation Scheme for Throughput Enhancement in a Millimeter-Wave Multi-Gbps WPAN System," IEEE J. Sel. Areas Commun., vol. 27, no. 8, pp. 1379-1389, Oct. 2009