

Verifying Human Unique Identities Using Fingerprint Reconstruction and Knuckle Recognition

Kumavat Kalpesh^{1*}, Jadhav Samiksha², Burkul Gauri³, Mahajan Gaurav⁴

^{1,2,3,4}Department, Of Computer Engineering,

Late G.N.Sapkal College of Engineering, Nashik, Savitribai Phule Pune University, Maharashtra, India.

www.ijcseonline.org

Received: Mar/21/2016

Revised: Mar/30/2016

Accepted: Apr/17/2016

Published: Apr/30/2016

Abstract- In this paper we proposed that, the set of minutia factors is taken into consideration to be the maximum different feature for fingerprint illustration and is extensively used in fingerprint matching. It turned into believed that the minutia set does now not contain sufficient data to reconstruct the unique fingerprint photograph from which minutiae had been extracted. The prior know-how approximately fingerprint ridge systems is encoded in terms of orientation patch and non-stop segment patch dictionaries to improve the fingerprint reconstruction. We additionally proposed a brand new or first publicly to be had database for minor (additionally foremost) finger knuckle photographs from 503 exceptional topics. The efforts to expand an automatic minor finger knuckle sample matching scheme reap promising outcomes and illustrate its simultaneous use to seriously enhance the overall performance over the conventional finger knuckle identification.

Keywords- Fingerprint Reconstruction; Knuckle Matching; Major & minor knuckle.

I. INTRODUCTION

FINGERPRINTS are ridge and valley styles present at the floor of human fingertips[1]. The purported uniqueness of fingerprints is characterized by using three degrees of features. Worldwide capabilities, including pattern kind, ridge orientation and frequency fields, and singular points, are called stage-1 features. Level-2 functions specifically talk to minutia factors in a nearby region; ridge endings and ridge bifurcations are the two maximum distinguished varieties of minutiae. level three functions encompass all dimensional attributes at a completely best scale, consisting of width, form, curvature and aspect contours of ridges, pores, incipient ridges, in addition to other permanent info. Amongst these three varieties of capabilities, the set of minutia points (called trivialities) is regarded as the most exclusive feature and is maximum generally used in fingerprint matching structures[2]. It became believed that it is not viable to reconstruct a fingerprint image given its extracted minutiae set. However, it's been verified that it's far indeed feasible to reconstruct the fingerprint photo from the trivialities; the reconstructed photo may be matched to the authentic fingerprint picture with a reasonable excessive accuracy. There's nevertheless a room for improvement in the accuracies, specifically for type-II assault. The purpose of fingerprint reconstruction from a given minutiae set is to make the reconstructed fingerprint resemble the authentic fingerprint[3]. A successful reconstruction approach demonstrates the need for securing fingerprint templates. Such a way could additionally be beneficial in improving the matching overall performance with ISO templates in addition to addressing the difficulty of template interoperability [7]. It also might be used to enhance

synthetic fingerprint reconstruction and restore latent fingerprint pix [8].

This also investigates the possibility of using minor finger knuckle patterns for human identity. A totally computerized scheme to simultaneously section minor and important finger knuckle photographs from contactless finger dorsal images is developed. Combination of concurrently acquired minor finger knuckle pattern and foremost finger knuckle pattern snap shots can gain vast improvement in performance, which is not viable by the use of main finger knuckle images alone as within the literature. (a) Lack of any systematic study to examine balance of knuckle styles raises several questions about the possible use of finger knuckle styles in picture forensics for law enforcement and civilian packages. This paper therefore additionally presents a primary look at (also publicly presenting such images for in addition investigation) to ascertain the steadiness of knuckle sample in finger dorsal photographs received over the c language of over 6 years. Such study is especially essential for forensic analysis of those pictures in which finger knuckle is the best piece of proof to be had to identify the suspects [8]. (b) This paper gives first publicly available database on minor knuckle pictures (also main finger knuckle snap shots), from 503 extraordinary topics. Inside the excellent of our information this can be biggest challenge's database to be had to-date in public area and assist to improve similarly studies efforts on this region.

A. Fingerprint Reconstruction

The non-stop section patch dictionary is used to reconstruct fingerprint image patches primarily based on the reconstructed orientation subject and ridge frequency

discipline in segment III-B[4]. International optimization is then adopted to obtain the reconstructed fingerprint photo.

B. Knuckle Matching

In the conventional rating-stage multibiometrics selection making procedure, the combined matching score is compared with a predetermined selection threshold. The unknown consumer identification similar to the mixed matching score is assigned to the imposter elegance if the mixed matching score is extra than or identical to the decision threshold[5]. The choice of selection threshold determines the operating point of a biometrics machine and is essentially primarily based on the nature of application. The distribution of matching ratings from the cohort customers can be used to more correctly confirm the chance that an unknown user belongs to the real or imposter magnificence.

C. Major & minor knuckle

A couple of portions of evidences from the same finger dorsal photo, i.e., foremost and minor knuckle patterns, can be simultaneously blended to improve matching accuracy for the private identity. Among several opportunities to integrate minor and most important knuckle patterns, this work explored suit score combination the use of linear and nonlinear strategies. In modern-day application, it is vital to pick out the score degree combination method that is computationally less complicated and but effective to significantly enhance the performance.

II. LITERATURE SURVEY

[1] D. L. Woodard and P. J. Flynn, "Finger surface as a biometric identifier," *Comput. Vis. Image Und.*, vol. 100, no. 3, pp. 357–384, Dec. 2005.

This paper investigates the opportunity of the use of minor finger knuckle patterns for human identity. A totally computerized scheme to simultaneously section minor and principal finger knuckle snap shots from contactless finger dorsal snap shots is evolved. Aggregate of simultaneously obtained minor finger knuckle sample and predominant finger knuckle sample photos can attain massive improvement in performance, which is not feasible with the aid of the usage of foremost finger knuckle pix by myself as within the literature. In [2] B. V. K. V. Kumar, M. Savvides, K. Venkataramani, and C. Xie, "Spatial frequency domain image processing for biometric recognition," in *Proc. ICIP 2002*, Rochester, NY, USA, pp. 53–56.

Loss of any systematic have a look at to ascertain stability of knuckle styles raises numerous questions about the possible use of finger knuckle styles in photo forensics for

regulation enforcement and civilian packages. This paper consequently additionally offers a first look at (additionally publicly supplying such pictures for further research) to envision the stableness of knuckle sample in finger dorsal photos acquired over the interval of over 6 years. Such look at is especially critical for forensic analysis of these photographs in which finger knuckle is the best piece of evidence to be had to discover the suspects. In [3] K. Sricharan, A. Reddy, and A. G. Ramakrishnan, "Knuckle based hand correlation for user verification," *Proc. SPIE*, vol. 6202, p. 62020X, Apr. 2006.

This paper presents first publicly available database on minor knuckle snap shots (additionally important finger knuckle snap shots), from 503 extraordinary subjects. Inside the excellent of our information this will be biggest problem's database to be had to-date in public domain and help to enhance in addition studies efforts in this region.

III. PROPOSED SYTEM

It became believed that it isn't always viable to reconstruct a fingerprint image given its extracted trivia set. But, it has been validated that it's far certainly viable to reconstruct the fingerprint photo from the trivia; the reconstructed image can be matched to the authentic fingerprint picture with an affordable high accuracy. There may be nevertheless a room for improvement in the accuracies, especially for kind-II assault [6]. The aim of fingerprint reconstruction from a given minutiae set is to make the reconstructed fingerprint resemble the unique fingerprint. A success reconstruction technique demonstrates the want for securing fingerprint templates. Such a technique might also be beneficial in enhancing the matching overall performance with ISO templates as well as addressing the problem of template interoperability [7]. It also may be used to enhance artificial fingerprint reconstruction and restore latent fingerprint photos [8]. Despite the fact that several fingerprint reconstruction algorithms have been proposed, the matching overall performance of the reconstructed fingerprints as compared with the original fingerprint pictures remains no longer very excellent. Which means the reconstructed fingerprint photo isn't always very near the authentic fingerprint photograph that the trivia were extracted from. An important motive for this lack of matching performance is that no prior understanding of fingerprint ridge shape become applied in these reconstruction approaches to breed the fingerprint characteristics. Inside the literature, such previous knowledge has been represented in phrases of the usage of orientation patch dictionary and ridge structure dictionary for latent segmentation and enhancement. On this paper, our purpose is to make use of a comparable dictionary-based totally technique to improve the fingerprint reconstruction from a given minutiae set. Two dictionaries

are constructed for fingerprint reconstruction: 1) orientation patch dictionary and a pair of) non-stop phase patch dictionary. The orientation patch dictionary is used to reconstruct the orientation subject from a trivialities set, even as the non-stop phase patch dictionary is used to reconstruct the ridge sample. Rather than reconstructing continuous segment and spiral section globally, we advocate to reconstruct fingerprint patches using non-stop segment patch dictionary and trivia belonging to these patches; these patches are optimally selected to form a fingerprint image.

A much computerized scheme to concurrently segment minor and predominant finger knuckle pictures from contactless finger dorsal snap shots are evolved. Combination of simultaneously received minor finger knuckle sample and important finger knuckle sample photos can attain sizeable development in performance, which is not possible through the usage of foremost finger knuckle pics alone as inside the literature [4]. Using finger knuckle images for the biometric identification has generated increasingly interest in the literature. Woodard and Flynn efficiently proven the usage of 3-D finger dorsal pix for non-public identification. This paintings basically exploits local curvature patterns at the three-D finger surface and quantifies them into various shape indexes for the matching [2]. Reference details an internet device the usage of the hand dorsal surface snap shots that could simultaneously make the most the finger knuckle styles from the multiple fingers and additionally their geometrical shape characteristics. There are numerous courses which have exploited the effectiveness of finger knuckle patterns the use of contactless imaging and speak to based or restricted imaging. These references in the literature have however exploited major finger knuckle pics which capture patterns shaped at the finger dorsal floor becoming a member of proximal phalanx and center phalanx bones. Within the quality of our information, there aren't any recognized efforts to take advantage of minor finger knuckle patterns which are fashioned on the finger dorsal surface becoming a member of distal phalanx and middle phalanx bones.

The unidirectional bending of fingers is frequently responsible for producing pores and skin sample changes at the finger dorsal floor joining the 4 phalanx bones. The minor finger knuckle styles are fashioned at the surface becoming a member of distal phalanx and middle phalanx bones and also can be quite distinctive for biometric identification. This paper has attempted to look at biometric identity capability for human beings the use of such minor finger knuckle pix and investigated effective algorithms for the automatic segmentation of area of interest, image normalization, enhancement and strong matching to deal with inherent photo versions.

IV. SYSTEM ARCHITECTURE

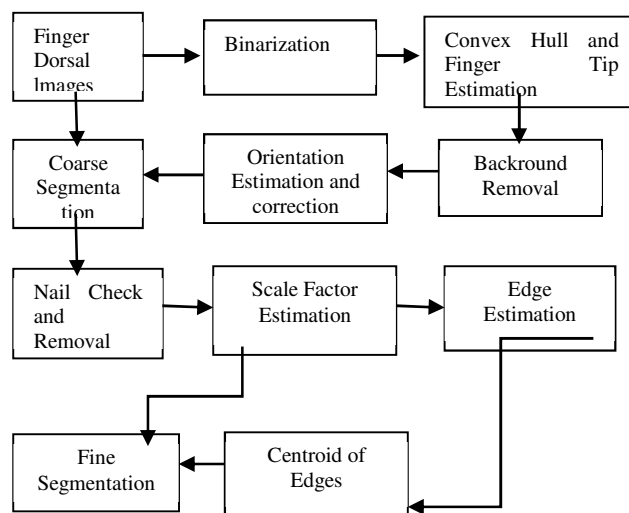


Fig.1. Simplified block diagram of key steps in the automated segmentation of minor finger knuckle images from the finger dorsal images.

The shape particularly makes a speciality of following areas: area of interest segmentation, image normalization, enhancement, and robust matching to deal with photo variations and Binarization historical past removal

- Module 1. Segmentation and Normalization
- Module 2. Characteristic Extraction and Matching
- Module 3. Combining primary and Minor Finger Knuckles

A. Module 1: Segmentation and Normalization

Correct non-public identification the usage of minor finger knuckle patterns will require accurate segmentation of location of interest pictures. The segmentation method must be able to generate normalized and stuck size region of hobby pictures from the finger dorsal pix of subjects beneath varying age institution. In absence of any fixation pegs or the finger docking body, the acquired finger dorsal pics illustrate fingers with various poses, locations and scale adjustments. similarly, the various length of arms, finger-widths, finger-nails, skin pigmentation and region of distal interphalangeal factors, poses excessive challenges to take advantage of any anatomical traits of palms for strong minor finger knuckle segmentation.

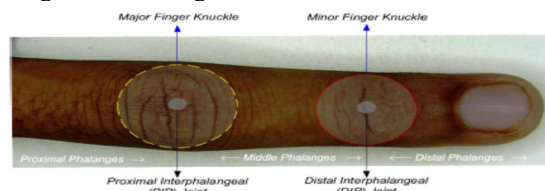


Fig.2. Major and Minor Knuckle

B. Module 2: Feature Extraction and Matching

The finger knuckle pictures after enhancement normally represent a few random texture pattern which appears to be pretty particular in one of a kind hands. Consequently an expansion of spatial and spectral area function extraction techniques can be pursued to envision the matching accuracy from the minor finger knuckle photos.

- (a) Neighborhood Binary patterns
- (b) 1 D Log Gabor clear out
- (c) Band constrained section most effective Correlation

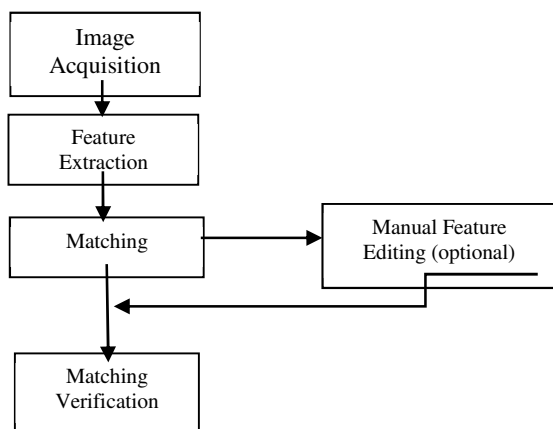


Fig.3. Process of Feature Extraction and Matching.

C. Module 3:Combining Major and Minor Knuckles

Combining most important and Minor Finger Knuckles more than one pieces of evidences from the same finger dorsal picture, i.e., most important and minor knuckle patterns, may be simultaneously mixed to enhance matching accuracy for the private identity. Amongst numerous opportunities to integrate minor and primary knuckle patterns, this work explored match rating mixture the use of linear and nonlinear techniques.

Local Binary Patterns

The local binary patterns (LBP) encoding can acquire local knuckle patterns and also represent multi-scale texture appearances. The binary patterns for every pixel centered at Z_c , with neighboring/surrounding pixels Z_p , is computed as follows:

$$h(z_p - z_c) = \begin{cases} 1, & z_p - z_c \geq 0 \\ 0, & \text{Otherwise} \end{cases} \dots(1)$$

The LBP code for the corresponding pixel Z_c , is generated by assigning binomial weight 2^p to the above function/equation.

$$LBP(z_r) = \sum_{p=0}^{P-1} h(z_p - z_c) 2^p \dots(2)$$

Where P is the total number of pixels in a local region and $p = 0, 1, 2, \dots P - 1$. The LBP encoded knuckle images are used to generate LBP descriptors using local histograms. The histogram information from each of the local regions is concatenated to extract the LBP descriptors. The similarity between two LBP descriptors is computed by comparing histogram intersection similarity measure as follows:

$$S_G^{1,2} = \sum_{i=1}^w \min(g_i^1, g_i^2) \dots(3)$$

Where w is the number of histogram bins while g_1 and g_2 represent LBP descriptors from the enhanced knuckle images. There are several variants of LBP that may be explored for the matching of knuckle image patterns. Improved LBP (ILBP) is one such variant that uses mean value of neighborhood pixels for binarization (1), instead of center value used in LBP, and has also been investigated in this work. The ILBP enables us to utilize the gray level of center pixel and may deliver superior performance as the resulting LBP descriptor becomes more robust to the noise influencing the center pixel.

V. RESULT ANALYSIS

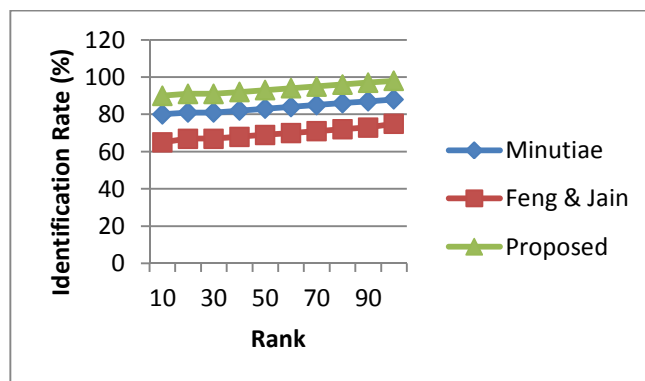


Fig.4. Graph of Result Analysis

Table for Graph

The comparative results confirm that the proposed reconstruction algorithm performs better than the two state-of-the-art reconstruction algorithms of minutiae and feng and jain.

	Minutiae	Feng & Jain	Proposed
10	80	65	90

20	81	67	91
30	81	67	91
40	82	68	92
50	83	69	93
60	84	70	94
70	85	71	95
80	86	72	96
90	87	73	97
100	88	75	98

CONCLUSION

The experimental outcomes suggested on this paper also recommend that the simultaneous use of redominant and minor finger knuckle pics can assist to noticeably enhance the overall performance that won't be feasible by means of using either minor or most important finger knuckle pix alone.

In this paper, we suggest a reconstruction algorithm that utilizes earlier understanding of fingerprint ridge shape to enhance the reconstructed fingerprint photo. The prior information is represented in phrases of styles of dictionaries, orientation patch and non-stop phase patch dictionaries. The orientation patch dictionary is used to reconstruct the orientation discipline from the given trivia set, while the continuous section patch dictionary is used to reconstruct the ridge sample.

The aim of fingerprint reconstruction is to breed the authentic fingerprint image from an input minutiae set. There are basically three important motives for analyzing the hassle of fingerprint photo reconstruction from a given trivia set: (i) to demonstrate the need for securing minutiae template, (ii) to improve the interoperability of fingerprint templates generated via unique combinations of sensors and algorithms, (iii) to enhance fingerprint synthesis. in spite of a sizable development inside the performance of reconstruction algorithms during the last ten years, there's nevertheless a discrepancy among the reconstructed fingerprint photograph and original fingerprint photo (from which the minutiae template became extracted) in terms of matching performance.

REFERENCES

- [1] Kai Cao and Anil K. Jain, Fellow, IEEE, "Learning Fingerprint Reconstruction: From Minutiae to Image", IEEE Transaction on information forensics and security, Vol. 10, No. 1, January 2015.
- [2] Ajay Kumar, Senior Member, IEEE, "Importance of Being Unique From Finger Dorsal Patterns: Exploring Minor Finger Knuckle Patterns in Verifying Human Identities", IEEE Transaction on information forensics and security, Vol. 09, No. 8, August 2014.
- [3] D. Maltoni, D. Maio, A. K. Jain, and S. Prabhakar, Handbook of Fingerprint Recognition, 2nd ed. New York, NY, USA: Springer-Verlag, 2009.
- [4] Information Technology—Biometric Data Interchange Formats—Part 2: Finger Minutiae Data, ISO/IEC Standard 19794-2:2005, 2005.
- [5] FVC2002. (2002). Fingerprint Verification Competition. [Online]. Available: <http://bias.csr.unibo.it/fvc2002/>.
- [6] C. J. Hill, "Risk of masquerade arising from the storage of biometrics," B.S. thesis, Dept. Comput. Sci., Austral. Nat. Univ., Canberra, ACT, Australia, 2001.
- [7] B. G. Sherlock and D. M. Monro, "A model for interpreting fingerprint topology," Pattern Recognit., vol. 26, no. 7, pp. 1047–1055, 1993.
- [8] A. Ross, J. Shah, and A. K. Jain, "From template to image: Reconstructing fingerprints from minutiae points," IEEE Trans. Pattern Anal. Mach. Intell., vol. 29, no. 4, pp. 544–560, Apr. 2007.
- [9] R. Cappelli, D. Maio, A. Lumini, and D. Maltoni, "Fingerprint image reconstruction from standard templates," IEEE Trans. Pattern Anal. Mach. Intell., vol. 29, no. 9, pp. 1489–1503, Sep. 2007.
- [10] J. Feng and A. K. Jain, "Fingerprint reconstruction: From minutiae to phase," IEEE Trans. Pattern Anal. Mach. Intell., vol. 33, no. 2, pp. 209–223, Feb. 2011.
- [11] S. Li and A. C. Kot, "An improved scheme for full fingerprint reconstruction," IEEE Trans. Inf. Forensics Security, vol. 7, no. 6, pp. 1906–1912, Dec. 2012.
- [12] A. Kumar and Y. Zhou, "Personal identification using finger knuckle orientation features," Electron. Lett., vol. 45, no. 20, pp. 1023–1025, Sep. 2009.