

Design and Implementation of Adiabatic Sequential and Combinational circuits using Reversible Gate

Bhawna Yadav^{1*}, Tarun Varma²

^{1,2}Dept. of Electronics and Communication, LNCT, Bhopal

DOI: <https://doi.org/10.26438/ijcse/v7i10.251255> | Available online at: www.ijcseonline.org

Accepted: 16/Oct/2019, Published: 31/Oct/2019

Abstract— Programmable reversible logic circuit (RLC) is design style for nanotechnology and quantum computing with minimum heat generation, quantum cost and garbage output. Late advances in reversible rationale utilizing and quantum PC calculations consider enhanced PC engineering and math rationale unit plans. In this paper, we survey the N-bit reversible logic adder and sub tractors are used with minimal delay, and may be configured to produce a variety of logical calculations. The reversible N-bit adder/ sub tractor design is verified and its advantages over the only existing adder design are quantitatively analyzed.

Keywords: - Reversible Gates, 4-bit Adder/ Sub tractor, Garbage Output, Quantum Cost

I. INTRODUCTION

Adiabatic circuits are low power circuits which use "reversible rationale" to moderate vitality. Not at all like conventional CMOS circuits, which scatter vitality during exchanging, adiabatic circuits diminish dissemination by adhering to two key guidelines:

- Never turn on a transistor when there is a voltage potential between the source and channel.
- Never mood killer a transistor when current is moving through it.

Four-stage rationale is a sort of, and structure technique for dynamic rationale. It empowered non-expert specialists to plan very intricate ICs, utilizing either PMOS or NMOS forms. It utilizes a sort of 4-stage clock signal. The power supplies of adiabatic rationale circuits have likewise utilized circuit components fit for putting away vitality. This is regularly done utilizing inductors, which store the vitality by changing over it to attractive motion. There are various equivalent words that have been utilized by different creators to allude to adiabatic rationale type frameworks, these include: "charge recuperation rationale", "charge reusing rationale", "clock-controlled rationale", "vitality recuperation rationale" and "vitality reusing rationale". In light of the reversibility prerequisites for a framework to be completely adiabatic, a large portion of these equivalent words really allude to, and can be utilized between variably, to depict semi adiabatic frameworks. These terms are compact and plain as day, so the main term that warrants further clarification is "clock-fueled rationale". This has been utilized in light of the fact that numerous adiabatic circuits utilize a consolidated power supply and clock, or a

"control clock". This a variable, typically multi-stage, control supply which controls the activity of the rationale by providing vitality to it, and in this manner recouping vitality from it. For this principle reason, reversible rationale has gotten critical consideration and demonstrated to have applications in regions, for example, optical processing, low control electronic plan, DNA, quantum registering, and nanotechnology based frameworks to give some examples [3],[4],[5]. It ought to be noticed that the non-presence of both any fan out and input (circle) are two noteworthy issues with the reversible rationale blend. In this way, the combination and usage of the reversible rationale circuit turns out to be more perplexing than the ordinary one [4], [5] If a framework is comprised of issue tolerant segments, at that point it will have the option to keep working appropriately when the disappointment happens in a portion of its segments.

The discovery and revision of flaws in such blame tolerant frameworks are simpler. We can accomplish adaptation to internal failure in numerous frameworks by utilizing equality bits. Along these lines, equality protecting reversible circuit outline will be essential for improvement of issue tolerant reversible frameworks in nanotechnology which is a developing improved.

The headway in VLSI structures, compact gadget advancements and progressively high calculation necessities, lead to the circuit plan of quicker, littler and increasingly complex electronic frameworks to the detriment of loads of warmth dissemination which would diminish the life of the circuit. Along these lines control utilization turns into a significant issue in present day plan.

The power dissemination that is decent in a given application setting is constantly restricted by some useful thought, for example, a prerequisite that a constrained inventory of accessible vitality, (for example, in a battery) not be spent inside a given time, or by the constrained pace of warmth expulsion in one's cooling framework, or by a restricted working spending plan accessible for purchasing vitality.

Thus, improving system performance generally requires increasing the average energy efficiency of useful operations. It has been unmistakably shown by Frank [7] that reversible figuring is the main feasible alternative to beat the force dispersal. The essential inspiration for reversible registering lies in the way that it gives the main way (that is, the main way that is sensibly steady with the most immovably settled standards of central material science) that execution on most applications inside practical force imperatives may at present keep expanding uncertainly. Reversible logic is also a core part of the quantum circuit model.

II. LITERATURE SURVEY

The examination on reversible rationale is being sought after towards both configuration and combination. In the amalgamation of reversible rationale circuits there have been a few fascinating endeavors in the writing, for example, the work in [2-3]. A reversible math rationale unit was planned by Thomsen, Gluck, and Axelsen [4] that depended on the V-formed outline of the Van Rentergem viper [5]. The ALU had five altered select lines, and delivered the accompanying consistent yields: ADD, SUB, NSUB, XOR and NOT. The least significant bit comprised of two Feynman gates and two Toffoli gates. Each additional bit also had two Fredkin gate.

M. D. Saiful Islam et al. [1], this article is concerned with the construction of a quantum-mechanical Hamiltonian describing a computer. This Hamiltonian produces a dynamical development which emulates an arrangement of basic coherent strides. This can be accomplished if each legitimate stride is locally reversible (worldwide reversibility is lacking). Computational blunders because of clamor can be remedied by method for excess. Specifically, reversible mistake redressing codes can be inserted in the Hamiltonian itself. An estimate is given for the minimum amount of entropy which must be dissipated at a given noise level and tolerated error rate.

M. K. Thomsen et al. [2] "review on Reversible common sense Gates and their Implementation", on this paper the Reversible common sense is one of the maximum crucial issue at gift time and it has unique areas for its utility, the ones are low power CMOS, quantum computing, nanotechnology, cryptography, optical computing, DNA

computing, virtual sign processing (DSP), quantum dot mobile automata, conversation, laptop photographs. It is impractical to acknowledge quantum processing without usage of reversible rationale. The fundamental motivations behind outlining reversible rationale are to abatement quantum cost, profundity of the circuits and the quantity of trash yields. This paper gives the fundamental reversible rationale doors, which in outlining of more intricate framework having reversible circuits as a primitive part and which can execute more confounded operations utilizing quantum PCs. The reversible circuits shape the essential building piece of quantum PCs as all quantum operations are reversible. This paper presents the information identifying with the primitive reversible entryways which are accessible in writing and aides scrutinizes in outlining higher complex figuring circuits utilizing reversible doors.

Krishna Murthy et al.[5], "Design of a novel reversible ALU using an enhanced carry look-ahead adder" reversible rationale is increasing critical thought as the potential rationale outline style for usage in advanced nanotechnology and quantum registering with negligible effect on physical entropy. Late advances in reversible rationale permit plans for PC structures utilizing enhanced quantum PC calculations. Critical commitments have been made in the writing towards the configuration of reversible rationale door structures and math units, be that as it may, there are relatively few endeavors coordinated towards the outline of reversible ALUs. In this work, a novel programmable reversible rationale entryway is introduced and checked, and its usage in the outline of a reversible Arithmetic Logic Unit is illustrated. At that point, reversible executions of swell convey, convey select and Kogge-Stone convey look-ahead adders are dissected and thought about. Next, executions of the Kogge-Stone snake with sparsity-4, 8 and 16 were composed, checked and looked at. The upgraded sparsity-4 Kogge-Stone snake with swell convey adders was chosen as the best outline, and its executed in the configuration of a 32-bit math rationale unit is illustrated.

Jayashree H V et al.[4] "layout of green Reversible Binary Subtractors based on a new Reversible Gate", this paper tells approximately the tremendous applications of Reversible common sense in quantum computing, low electricity VLSI design, quantum dot mobile automata and optical computing. While a few scientists have examined the configuration of reversible rationale components, there is very little work provided details regarding reversible paired subtractors. In this paper, we propose the outline of another reversible entryway called TR door.

III. REVERSIBLE GATE

Reversible justification is getting hugeness in zones of CMOS setup by virtue of its low control spread. The

standard gateways like AND, OR, XOR are for the most part irreversible entryways. Think about the occurrence of regular AND passage. It includes two sources of info and one yield. Along these lines, one piece is lost each time a computation is finished Hence it is unfeasible to choose a momentous data that achieved the yield zero. With a particular ultimate objective to make a gateway reversible additional data and yield lines are included so an organized mapping exists between the information and yield. This keeps the loss of information that is major driver of power dispersal in irreversible circuits. The data that is added to a $m \times n$ ability to make it reversible is known as relentless data (CI). All of the yields of a reversible circuit need not be used as a piece of the circuit. Those yields that are not used as a piece of the circuit is called as garbage yield (GO). The amount of waste yield for a particular reversible entryway isn't adjusted. The two main constraints of reversible logic circuit is

- Fan out not allowed
- Feedbacks or loops not allowed.

BASIC REVERSIBLE GATES

Several reversible logic gates are used in previous design. In figure 1, show the block diagram of two input (A, B) and two output (P, Q) Feynman gate.

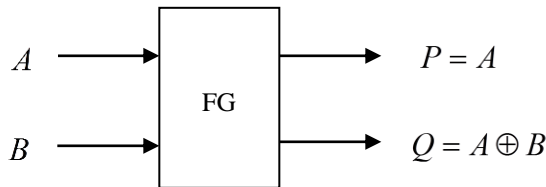


Figure 1: Feynman gate

In figure 2, show the block diagram of the three inputs (A, B, C) and three output (P, Q, R) Fredkin gate.

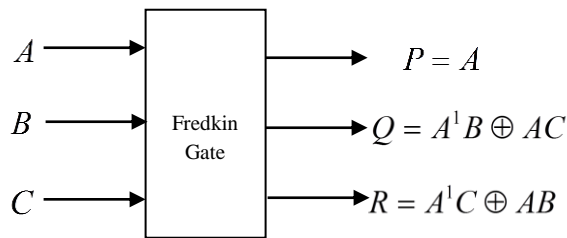


Figure 2: Fredkin gate

Figure 3 demonstrates the Peres door. A segment of the 4x4 entryways are proposed for executing some basic combinational limits not with standing the major limits. Most by far of the previously mentioned doors can be used as a piece of the layout of reversible adders.

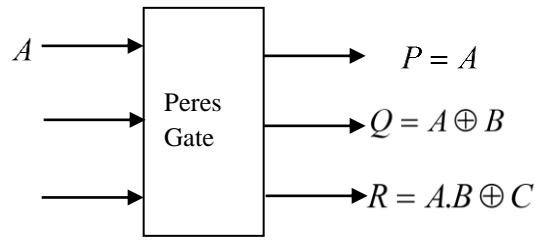


Figure 3: Peres gate

The HNG gate, presented in [10], produces the following logical output calculations:

$$P = A \tag{1}$$

$$Q = B \tag{2}$$

$$R = A \oplus B \oplus C \tag{3}$$

$$S = (A \oplus B).C \oplus (AB \oplus D) \tag{4}$$

The quantum cost and postponement of the HNG is 6. Right when $D = 0$, the predictable estimations made on the R and S yields are the required aggregate and complete activities for a full snake. The quantum portrayal of the HNG is shown in Fig. 4.

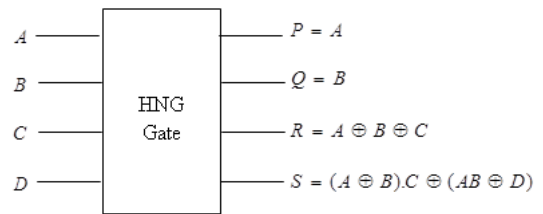


Figure 4: Block Diagram of the HNG Gate

A new programmable 4x4 reversible logic structure - Peres And-Or(PAOG) gate – is presented which produces outputs

$$P = A \tag{5}$$

$$Q = A \oplus B \tag{6}$$

$$R = AB \oplus C \tag{7}$$

$$S = (AB \oplus C).C \oplus ((A \oplus B) \oplus D) \tag{8}$$

Fig. 5 shows the block diagram of the PAOG gate. This gate is an extension of the Peres gate for ALU realization.

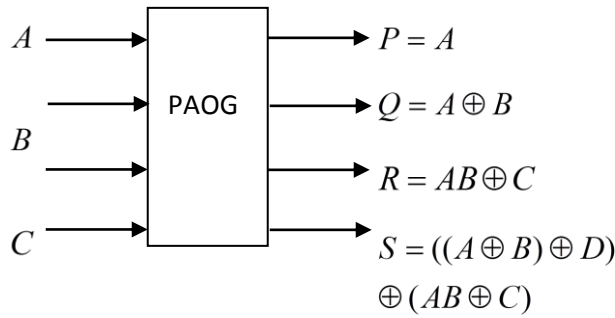


Figure 5: Block Diagram of the PAOG

A few 4x4 doors have been depicted in the writing focusing on minimal effort and postpone which might be executed in a programmable way to create a high number of sensible computations. The DKG door creates the accompanying coherent yield computations:

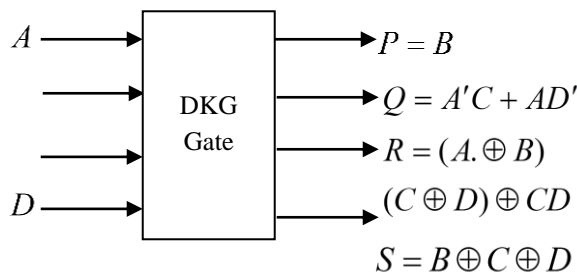


Figure 6: DKG Gate

$$P = B \tag{9}$$

$$Q = A'C + AD' \tag{10}$$

$$R = (A \oplus B)(C \oplus D) \oplus CD \tag{11}$$

$$S = B \oplus C \oplus D \tag{12}$$

IV. PREVIOUS DESIGN

The N-bit Adder/ Sub tractor utilizes the DKG gate and DKG gate to produce two logical calculations: Adder and Sub tractor. The cost and delay calculations are identical to the 4-bit adder/ sub tractor in Figure 7. The proposed ALU is logical results based on the input opcodes are presented in Table 1.

Table 1: Reversible 4-bit Adder/ Sub tractor Opcodes and Logical Result for Proposed Design

A	X ₀	Y ₀	C _{in}	G ₂	G ₁	C ₁	S ₀ /D ₀
0	0	0	0	0	0	0	1/-
0	0	0	1	0	1	0	-/0
0	0	1	0	0	0	1	0/-
0	0	1	1	0	1	1	1/-
0	1	0	0	1	0	0	-/1
0	1	0	1	0	0	0	1/-
0	1	1	0	1	0	1	-/1
0	1	1	1	1	0	1	0/-
1	0	0	0	1	1	1	-/1
1	0	0	1	0	1	0	0/-
1	0	1	0	0	1	0	-/1
1	0	1	1	1	1	0	1/-
1	1	0	0	1	0	1	-/1
1	1	0	1	0	0	1	0/-
1	1	1	0	1	1	0	-/1
1	1	1	1	1	1	0	0/-

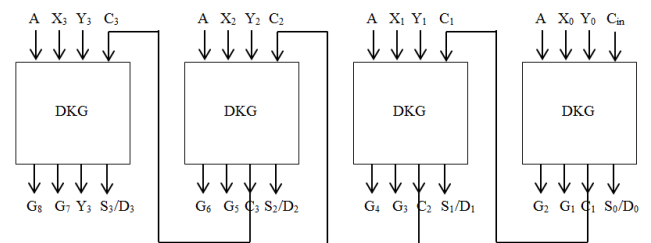


Figure 7: Reversible 4-bit Adder/ Sub tractor using DKG Gate

The paired full viper/sub-tractor handles each contribution alongside a convey in/acquire in that is created as complete/obtain out from the expansion of past lower request bits. On the off chance that two n bit paired numbers are to be included or subtracted, at that point n parallel full viper/sub-tractors ought to be fell. A parallel viper/sub-tractor is the bury association of various full snake/sub-tractor and applying the sources of info at the same time. In this paper a 4 piece parallel viper/sub-tractor circuit is structured utilizing a 4x4 reversible DKG door.

V. EXPECTED OUTCOMES

- 4-phase quasi-adiabatic logic families
- quasi-adiabatic flip-flop circuit
- 4-phase 2-bit, 4-bit ring-counter, 2-bit, 4-bit shift register and 3-bit up-down counter

VI. CONCLUSION

The 4bit, 8bit, 16bit and 32bit Adder/ Sub tractor is designed by integrating various sub modules that includes DKG logic

Gate. The performance assessment of the diverse sub modules are executed the usage of Xilinx 14.1 ISE Simulator and it was located that the circuits designed the usage of reversible common sense confirmed a reduced put off and power. As a future paintings more arithmetic and logical function may be used.

REFERENCE

- [1] Nicolas Jeannot, Gaël Pillonnet, Pascal Nouet, Nadine Azemard and Aida Todri-Sanial, "Synchronised 4-Phase Resonant Power Clock Supply for Energy Efficient Adiabatic Logic", 978-1-5386-1553-9/17/\$31.00 ©2017 IEEE.
- [2] Sachin Maheshwari, V.A.Bartlett and Izzet Kale, "Adiabatic Flip-Flops and Sequential Circuit Design using Novel Resetable Adiabatic Buffers", 978-1-5386-3974-0/17/\$31.00 ©2017 IEEE.
- [3] Gopi Chand Naguboina and K. Anusudha, "Design and Synthesis of Combinational Circuits Using Reversible Decoder in Xilinx", IEEE International Conference on Computer, Communication, and Signal Processing (ICCCSP-2017).
- [4] Marcin Bryk, Kryszt Gracki, Pawal Kerntop and Marek Pawlowski, "Encryption using reconfigurable reversible logic gate and its simulation in FPGAs", Mixed Design of Integrated Circuits and Systems, 2016 MIXDES - 23rd International Conference **IEEE Xplore**: 04 August 2016.
- [5] Umeshkumar, LavishaSahu, Uma Sharma, "Performance Evaluation of Reversible Logic Gates", International Conference on ICT in Business Industry & Government (ICTBIG), IEEE 2016.
- [6] Lafifa Jamal and Hafiz Md. HasanBabu, "Design and Implementation of a Reversible Central Processing Unit", IEEE Computer Society Annual Symposium on VLSI, 2015.
- [7] Junchaw Wing and Ken Choi, "A Carry look ahead adder designed by reversible logic", SOC Design Conference (ISOCC), International Conference on **IEEE** 2015.
- [8] D. Grobe, R. Wille, G.W. Dueck, and R. Drechsler, "Exact multiple control Toffoli network synthesis with sat techniques", IEEE Transaction on CAD, 2014.
- [9] Sachin Maheshwari, V.A.Bartlett and Izzet Kale, "4-phase resetable quasi-adiabatic flip-flops and sequential circuit design", 978-1-5090-0493-5/16/\$31.00 ©2016 IEEE.
- [10] D.Jothi and R.Sivakumar, "A Completely Efficient Charge Recovery Adiabatic Logic Content Addressable Memory", 2015 International Conference on Computers, Communications, and Systems.
- [11] Krishna Murthy, Gayatri G, Manoj Kumar "Design of Efficient Adder Circuits Using Proposed Parity Preserving Gate" VLSICS Vol.3, No.3, June 2012.
- [12] Jayashree H V and Ashwin S, "Berger Check and Fault Tolerant Reversible Arithmetic Component Design", 978-1- 4799 - 8364-3/ 15/ \$31.00 @ 2015 IEEE.