

Improved Object Segmentation Using Multi Scale Saliency Approach

S. Thilagamani^{1*}, V. Manochitra²

¹Department of Computer Science and Engineering, M.Kumarasamy College of Engineering, Karur,India

²Department of Computer Science and Engineering, M.Kumarasamy College of Engineering, Karur,India

*Corresponding Author: sthilagamani11@gmail.com

Available online at: www.ijcseonline.org

Received: 10/Mar/2018, Revised: 17/Mar/2018, Accepted: 29/Mar/2018, Published: 30/Apr/2018

Abstract—Visual saliency endeavors to decide the measure of consideration guided towards different locales in a picture in the human pictorial and intellectual systems. It is thusly a focal issue in knowledge explore, neural science, and PC vision. PC vision examiners spin around influencing computational models for either recreating the human visual idea to process or suspecting visual saliency happens as expected. Visual saliency has been consolidated in a gathering of PC vision and picture getting ready endeavors to improve their execution. In this paper aims to correctly popping up the complete salient object(s). Salient object detection aims to correctly highlight the most salient object(s) in an image. Then we formulate saliency map computation as an regression problem, utilizes the supervised learning approach to map the regional feature vectors to detect the saliency scores. The regional feature vector includes contrast and background details. Random forest regressors with multilevel segmentation algorithms can be used to detect the salient object regions with improved accuracy rate. Experimental results provide improved clustered accuracy for real time datasets and are fit for accomplishing cutting edge execution on all open benchmark datasets.

Index Terms— Salient object detection, Saliency map construction, Regional Feature vectors, Benchmark datasets

I. INTRODUCTION

Humans can distinguish prominent regions in their visual fields with surprising rate and precision before performing genuine acknowledgment. Computationally identifying such prominent in picture areas remains a basic target, as it licenses specific part of computational resources in resulting picture examination and amalgamation. There are various applications for visual thought, for example, modified picture trimming, advantageous picture appear on little devices, picture/video pressure, publicizing design, and picture gathering examining [1], [2]. Late examinations demonstrated that visual thought helps question affirmation, following, and acknowledgment as well. Saliency is the part of any boost that influences it to emerge from the group. The reason a specific jolt has such remarkable quality might be because of difference i.e. a white line on a dark foundation or because of enthusiastic or psychological components. Saliency is most usually examined in connection to the visual framework however it is utilized by each perceptual framework, for example, sound and touch. The systems by which people concede certain boosts more attentional concentration than others presumably holds root in our transformative past [3]. Our constrained subjective assets require an approach to distinguish the most significant jolts for learning or potentially survival. Traditionally, saliency has been characterized as the obsession focuses the watcher is most promptly attracted to. This is hard to gauge however eye GPS beacons can give us a general feeling of obsession focuses

and additionally the period of time the member is attracted to a specific spot. The saliency spot is shown in fig 1.

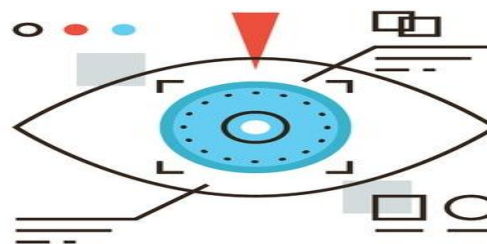


Fig 1. Saliency Spot

The idea of saliency has been reached out to the advertising scene. The expression "mark saliency" is utilized to allude to the capacity of a brand to emerge positively against its rivals. The reason a brand might be notable stems from the science behind saliency itself. Must the brand be outwardly engaging as well as memory and past experience can likewise educate saliency [4]. In the event that you beforehand had a positive involvement with an item and spot it in the store. It is substantially more prone to "hop out at you". Innovation is as yet making up for lost time with the idea of saliency recognition and it might be a very long time before it can be used completely [5]. Meanwhile anyway, it is intriguing to consider where science may take us, and how the hypothesis

related with this human marvel may impact shopper's choices.

Applications:

With significant understanding of the visual saliency depth, its various amount of applications followed. Such as visual saliency of various video applications as used in the video redirection, intelligent video and video compression direction, such as the visual saliency for network packet loss damage video. It also propose a scientific categorization to characterize the constant applications which can profit by the utilization of consideration models. There are various applications and we attempt here to stay as thorough as conceivable to give a photo of the considerable number of uses of saliency models, yet in addition to recognize where future advancements may be of intrigue [4]. The applications are gathered into three classifications. The first uses the discovery of the most vital districts in a picture and contains applications, for example, video and sound reconnaissance, imperfection and pathology recognition. The second classification utilizes saliency maps to recognize the districts which are the less fascinating in a picture which includes applications such as surface measurements, pressure. watermarking and consideration based advertisement inclusion. At long last, a third class utilizes the most fascinating regions in a picture with additionally handling like examinations between those regions and contains applications, for example, picture enrollment and historic points, protest acknowledgment, activity direction in mechanical autonomy. Summarization of the paper work is explained as following chapters.

II. RELATED WORK

D. Walther, et.al,..[1] presented a model for base up thoughtfulness regarding notable proto-objects. We have given a definite portrayal of naturally conceivable executions of the key handling ventures in systems of straight edge units. Moreover, we have exhibited how this model for taking care of proto-items can be utilized for visual processing by the organically conceivable model of question acknowledgment. Gone to locales may not really have a coordinated correspondence to objects. Gatherings of comparable items, e.g., a bowl of natural products, might be portioned as one locale, as may protest parts that are different from whatever remains of the inquiry, e.g., a skin tinted hand appearing to end at a dull shirt sleeve. These areas are named "proto-objects" since they can provoke the affirmation of the veritable inquiries in encourage iterative interchanges between the thought and acknowledgment frameworks for example, for a model that uses the vector of saccades to code for the spatial relations between question parts. The extra computational cost for locale determination is negligible in light of the fact that the component and conspicuity maps have just been figured amid the handling for saliency. Note that albeit eventually just the triumphant component outline

used to portion the went to picture district, the collaboration of WTA and IOR working on the saliency delineate the instrument for successively going to a few notable areas.

L. Itti, et.al,..[2] proposed broadly useful video pressure, in fact, it is accepted that a solitary compacted video stream will be seen by numerous spectators, at variable review separations, and without any eye following or client association. High between spectator changeability at that point blocks recording a solitary eye development scan path from a reference eyewitness and utilizing it to decide need areas in the video clasp of intrigue. Recording from a few onlookers and utilizing the association of their scan path mostly beats this constraint, however at a restrictive cost: An eye-following setup, populace of eyewitnesses, and tedious analyses are required for each new clasp to be packed. Finally, we have introduced a thoughtfully basic computational model for saliency-driven central visual consideration. The organic knowledge managing its engineering demonstrated productive in imitating a portion of the execution of primate visual frameworks. The effectiveness of this approach for target discovery basically relies upon the element writes executed. The structure of this model can thus be effectively custom fitted to self-assertive undertakings through the usage of devoted element maps.

L. Marchesotti, et.al,.. [3] comprises in the distinguishing proof of at least one locales of enthusiasm for an info picture: notable parts are totaled in frontal area areas, while excess and non useful pixels turn out to be a piece of the foundation. The scope of uses where thumbnailing can be utilized is wide. It incorporates customary issues like picture pressure, perception, synopsis and later applications like variable information printing, helped content creation, and so on. Thumbnailing and all the more for the most part visual saliency identification are naturally testing issues. Indeed, in spite of the numerous speculations as of late defined, it is as yet not totally clear how the human visual consideration forms function. In any case, all hypotheses appear to concur upon the way that : subjects specifically guide regard for objects in a scene utilizing both base up, picture based saliency signals and best down, undertaking subordinate prompts. The structure was based upon a straightforward thought: pictures sharing worldwide visual appearance are probably going to have comparative remarkable areas. Following this guideline, we approach thumbnailing as a learning by illustration issue, and we demonstrate that the visual similitude is profitable to recognize saliency and to fabricate thumbnails. At long last, we demonstrate that regardless of its effortlessness, our approach beats best in class saliency recognition strategies.

S. Goferman, et.al,.. [4] proposed a strategy for computerizing collection creation, which is motivated by masterful montage work and pastes for the most part the deliberate patterns. The key contrast between earlier work and our own is that we make a confuse like composition of self-assertive molded pictures as opposed to rectangular ones.

A client think about demonstrates this makes arrangements that are regularly viewed as all the more engaging. In addition, this enables us to produce space-effective montages, which are valuable for synopsis of picture informational collections. The fundamental commitment of this work is a total framework for picture montage whose key thought is to amass subjective molded patterns of fascinating locales. This requires understanding two difficulties: removal of non-rectangular districts of-intrigue, and get together of subjective shapes. For the previous we recommend a calculation that concentrates nonrectangular areas that concur with the significant data protest limits and notable foundation highlights. Picture division is an all around examined and troublesome issue. Here, we don't privilege to understand it yet slightly we suggest a compelling answer for our particular application. Not at all like division, the district of-intrigue may incorporate a few questions and parts of the foundation to pass on the unique situation. In addition, a critical perception is that a flawlessly precise extraction isn't mandatory because of the accompanying three reasons. In the first place, notwithstanding when a few returns for money invested are not flawless, their general shape is normally near the right one and a position can be figured. Second, the covers between the returns for capital invested in the composition frequently hide the mistakes. At long last, any staying obvious flaws would then be able to be physically redressed. Wang, et.al,...[5] inferred generative approach for choosing remarkable areas and creating a rundown picture is epitomic examination. The encapsulation of an info picture is a dense adaptation of the picture that contains all constitutive textural and shape natives vital for remaking the picture. In any case, the encapsulation picture is initially intended with the end goal of reproduction not seeing. Semantic structures and questions in the information pictures can not be safeguarded in the exemplification picture. We contend that a pleasant picture montage ought to have the accompanying properties: 1) striking nature augmentation. A photo arrangement should appear the same number of unmistakable remarkable districts (without being overlapped by others) as could be allowed. 2) clear interstellar minimization. A photo arrangement must make the finest utilization of the canvas. 3) striking nature proportion adjust. Each picture in the arrangement has a comparative remarkable quality proportion (the level of obvious striking area). 4) introduction decent variety. The introductions of the pictures are differing. This property is utilized to emulate the arrangement style made by people. After striking districts of each picture are separated by a picture saliency investigation calculation, we show a Bayesian plan of the photo arrangement by joining the properties.

III. EXISTING METHODOLOGIES

The goal in salient object detection is to identify the most visually distinctive objects or regions in an image. Salient object detection methods commonly serve as the first step for

a variety of computer vision applications including image and video compression, image segmentation, content-aware image editing, object recognition, visual tracking, non-photo-realist rendering, photo synthesis, information discovery, image retrieval etc. Saliency begins from visual uniqueness, unusualness, inconsistency, or astonish, and is as often as possible credited to assortments in picture characteristics like shading, slant, edges, and breaking points. Visual saliency, being immovably related to how we see and process visual lifts, is investigated by different requests including subjective mind science, neurobiology, and PC vision. Hypotheses of human thought appraise that the human vision structure just techniques parts of a photograph in detail, while leaving others relatively normal. Given data pictures (top), an overall distinction examination is used to figure high assurance saliency maps (focus), which can be used to convey shroud (base) around territories of premium [3]. Suggest two periods of visual thought: fast, pre-careful, base up, data driven saliency extraction; and slower, errand penniless, top-down, objective driven saliency extraction [2].

2.1 Hypergraph model:

Existing framework executed hyper diagram displaying into the procedure of picture saliency discovery out of the blue. A hyper chart is a rich, organized picture portrayal demonstrating pixels (or super pixels) by their settings as opposed to their individual esteems. This extra auxiliary data empowers more exact saliency estimation. The issue of saliency identification is normally given a role as that of distinguishing notable vertices and hyper edges in a hyper chart at different scales. Saliency identification is regularly acted like the issue of focus versus-encompass logical difference investigation. To address this issue, we propose a saliency identification technique in light of imbalanced maxmargin realizing, which is prepared to do viably finding the neighborhood remarkable picture locales that essentially vary from their encompassing picture areas. For this situation, the picture is partitioned into covering rectangular windows which are tried for saliency. The setting for every window is the windows that cover it [2][4]. A hyper chart is a diagram containing an arrangement of vertices and hyper edges. Rather than the pairwise edge in a standard diagram, the hyper edge in a hyper chart is a high-arrange edge related with a vertex inner circle connecting in excess of two vertices. Viably building such hyper edges is critical for encoding the inborn logical data on the vertices in the hyper diagram. By development, a hyper edge characterizes a gathering of pixels that is inside steady. Likewise, a notable hyper edge ought to have the accompanying two properties: 1) it ought to be encased by solid picture edges; and 2) its crossing point with the picture limits should be little. In this way, we measure the saliency level of a scale-particular hyper edge e by summing up the relating slope extents of the pixels (inside a thin band) along the limit of the hyper edge [2]. On the off chance that the hyper edge touches the picture limits, we diminish its saliency degree by a punishment factor.




Fig 2: Hypergraph model

The steps of saliency detection as follows:

```
function y = rescale(x,a,b)
```

```
if nargin<2
```

```
    a = 0;
```

```
end
```

```
if nargin<3
```

```
    b = 1;
```

```
end
```

```
m = min(x(:));
```

```
M = max(x(:));
```

```
if M-m<eps
```

```
    y = x;
```

```
else
```

```
    y = (b-a) * (x-m)/(M-m) + a;
```

```
end
```

2.2 Boolean Map Saliency:

To infer a bottom-up saliency model, we obtain the Boolean Map Hypothesis of visual consideration, where an observer's fleeting cognizant attention to a scene can be spoken to by a BooleanMap. We expect that Boolean maps in BMS are created from arbitrarily chosen include channels, and the impact of a Boolean guide B on visual consideration can be articulated to by a Consideration Guide A(B), which features locales on B that pull in visual consideration. At that point the saliency is displayed by the mean consideration delineate over arbitrarily created Boolean maps:

$$A \bar{=} \int [A(B)p(B | I)dB]$$

where I is the input image. $A \bar{=}$ can be further post-handled to form a final saliency map S for some particular task. The existing methodologies are only analyzed in single scale framework and does not support multi scale architecture [3].

IV. PROPOSED FRAMEWORK

Human visual framework is an insightful preparing framework, which can choose the imperative parts referred to as remarkable questions in a complex visual condition while ignoring others. The most effective method to distinguish the notable questions rapidly unambiguously still is a challenging and key strategy. Along these lines, visual consideration system has become expanding interest for late years, somewhat because of different applications. Up until this point, a variety of computational models for visual saliency location have been proposed in physiology, psychological science, PC vision, and different fields. From the perspective of data preparing, these calculations can be classified into three classes, in particular, base up display, top-down model and half and half model. Base up show rebuilds human instinctual visual consideration instrument, which is fast, pre-mindful, and lift driven, and dependably picks the low-level highlights, for instance shading, power, surface to extract prominent objects that are not quite the same as their environment. A leading work, called Itti display, set forward a saliency recognition model to choose the most prominent areas as went to regions by joining three multi-determination neighborhood highlights, for example, luminance differentiate, chrominance difference, and outline differentiate. Urged by this work, acquainted a few new highlights with depictimage content which included sub-band pyramids based highlights, 3D shading histogram, horizon line identifier, and so forth. Then again, since top-down model is an objective arranged, mindful, and assignment subordinate way, which utilizes earlier learning to recognize what we require, it typically gets more exact outcomes than those of the base up demonstrate at the loss of calculation. It is significant that it can't be predict notable protests previously testing because of decent variety and vulnerability of articles, so the current research techniques primarily center around the base up show. In this undertaking, we propose a provincial highlights coordination model to recognize objects without turning to substance or particular earlier information about the objectives. Saliency identification, which is firmly identified with particular handling in human visual framework, intends to find imperative districts or protests in pictures. It increases much consideration as of late. Knowing where vital locales are comprehensively benefits applications, including order, recovery and question co-division, for ideally designating calculation. Given surface existing in numerous regular pictures, this issue can't be gotten away. It effortlessly turns separating remarkable items to finding jumbled sections of neighborhood points of interest, muddling location and making comes about not usable in, for instance, objects[10] acknowledgment, where associated locales with sensible sizes are favored. Expecting to take care of this famous and all inclusive issue, we propose a various leveled show, to examine saliency signals from different stages of structure, and after that incorporate them towards deduce the last saliency delineate. Our prototypical discovers

establishment since contemplates in brain research, which demonstrate the choice procedure in human consideration framework works from in excess of one levels, and the association between levels is more erratic than a support forward arrangement. With our multi-level examination and dynamic finding, the model can manage remarkable little scale structure, so striking items are named all the more consistently. The proposed framework steps are follows:

4.1 Image Acquisition:

The Saliency Guide is a geographically composed guide that addresses visual saliency of a relating visual scene. Visual distinguished quality (or visual saliency) is the particular subjective perceptual quality which makes a few things on the world emerge from their neighbors and instantly get our consideration. In this module, we can input the images from user [6]. The images may be any type and any size.

4.2 Multilevel segmentation:

In this module implement multilevel segmentation using graph based segmentation approach. In the graph-based approach, a segmentation of image S is a partition of V into components such that each component (or region) corresponds to a connected component in a graph [7][8]. In other words, any segmentation is induced by a subset of the edges in E . There are different ways to measure the quality [9] of segmentation but in general we want the elements in a component to be similar, and elements in different components to be dissimilar. This means that edges between two vertices in the same component should have relatively low weights, and edges between vertices in different components should have higher weights. This predicate is based on measuring the dissimilarity between elements along the boundary of the two components relative to a measure of the dissimilarity among neighboring elements within each of the two components. The resulting predicate compares the inter-component differences to the within component differences and is thereby adaptive with respect to the local characteristics of the data.

4.3 Regional saliency computation:

In this approach, we present three types of regional saliency features: regional contrast, regional property, and regional backgroundness. In this module, we acquire a Random forest regressor that directly maps the feature vector of each area to a saliency score in a discriminative strategy. Random Forest is essentially an ensemble of un-pruned classification trees. It gives excellent performance on a number of practical problems, largely because it is not sensitive to noise in the data set, and it is not subject to over-fitting. It works fast, and generally exhibits a substantial performance improvement over many other tree-based algorithms. Random forests are built by combining the predictions of several trees, each of which is trained in isolation. Learning a saliency regressor can repeatedly integrate the features and discover the most discriminative ones. Additionally, in the training procedure of the random

forest, the feature importance can be estimated simultaneously.

4.4 Multilevel saliency fusion:

In the wake of directing area saliency calculation, every locale has a saliency value. For each level, we designate the saliency value of every area to its contained pixels. We first learn the similarity score of each adjacent regions, to show the probability that the adjacent regions both belong to the salient region or the background. Similar regions will be grouped together in a hierarchical way. Training samples of the saliency regressor are those confident regions in the grouping hierarchy. Only confident regions are kept for training since some regions may contain pixels from both the salient object [10][11] and background. A region is thought to be certain if the quantity of pixels having a place with the distinguished protest or the foundation outdoes of the aggregate numeral of pixels in the locale. Finally saliency map for image is shown with accurate manner. The proposed framework is shown in fig 3

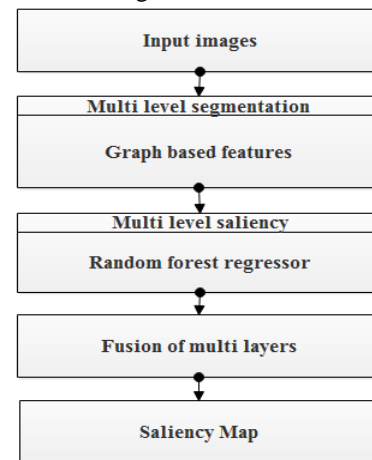
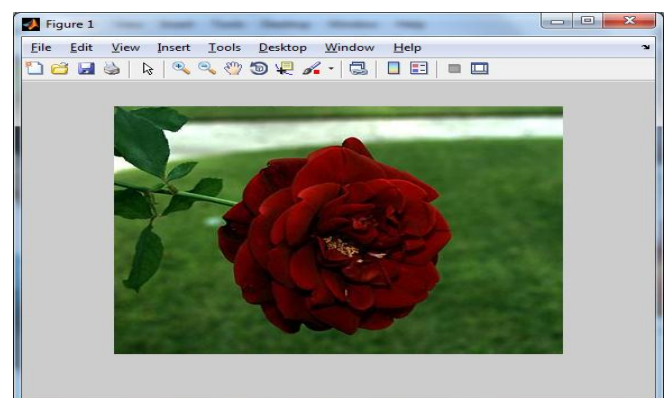


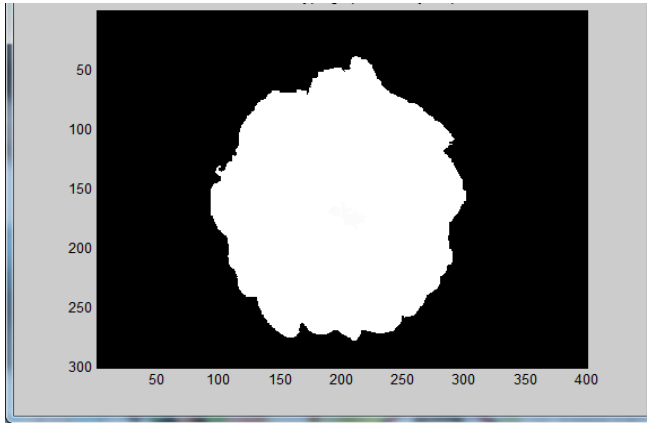
Fig 3: Proposed Work

V. EXPERIMENTAL RESULTS

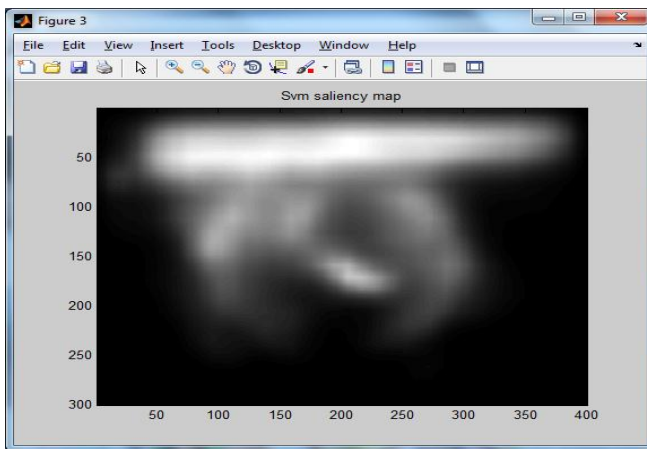
The proposed work executed continuously utilizing MATLAB coding in Windows OS. Saliency map for multi-scale framework is shown in following fig 4.



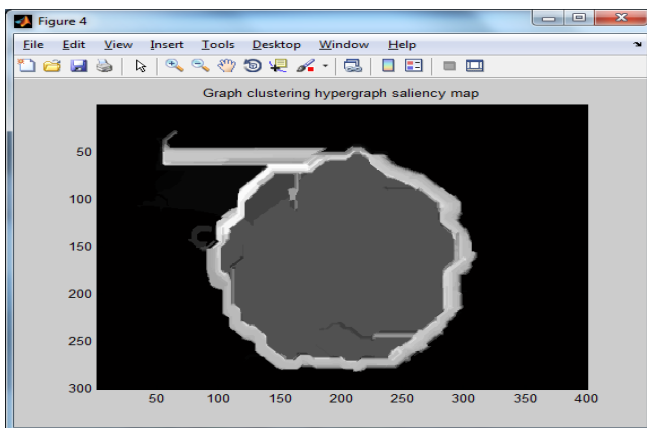
a) Input image



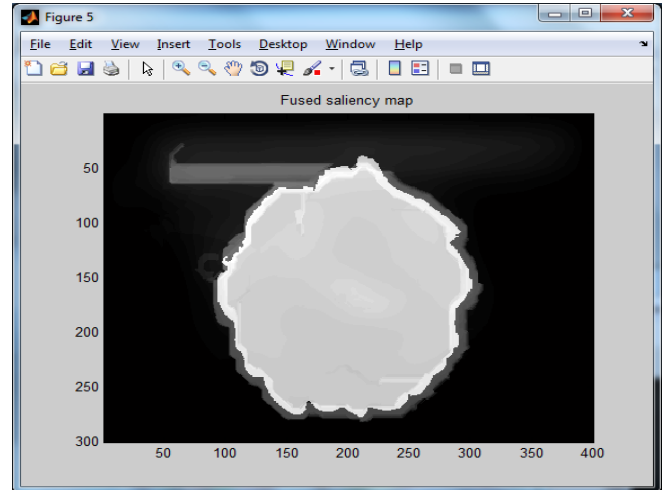
b) Multi scale saliency map



c) SVM map



d) Graph Clustering



e) Fused Saliency map

Fig 4. Implementation Results

The proposed result is shows improved accuracy rate in saliency detection with minimal time periods

VI. CONCLUSION

When dealing with objects [12] with complex structures, saliency detection confronts a critical problem – namely that detection accuracy could be adversely affected if salient foreground or background in an image[13] contains small-scale high-contrast patterns. This issue is common in natural images [13][14] and forms a fundamental challenge for prior methods. We tackle it from a scale point of view and propose a multi-layer approach to analyze saliency cues. Meaning to take care of this famous and all inclusive issue, we recommend a progressive model, to break down saliency prompts from numerous stages of structure, and afterward incorporate them towards deduce the last saliency delineate. The proposed technique uses data from various picture layers, increasing extraordinary advantage. We have handled a crucial issue that little scale structures would unfavorably influence remarkable identification. This issue is omnipresent in normal pictures because of regular surface. Keeping in mind the end goal to acquire a consistently high-reaction saliency delineate, propose a various leveled structure that induces significance esteems from three picture layers in various scales. The proposed strategy accomplishes elite and expands the possibility to apply saliency discovery to more applications taking care of various common pictures

REFERENCES

- [1] D. Walther and C. Koch, "Modeling attention to salient proto-objects," *Neural Networks*, vol. 19, no. 9, pp. 1395–1407, 2006.

- [2] L. Itti, "Automatic foveation for video compression using a neurobiological model of visual attention," IEEE TIP, 2004.
- [3] L. Marchesotti, C. Cifarelli, and G. Csurka, "A framework for visual saliency detection with applications to image thumbnailing," in ICCV, 2009, pp. 2232–2239.
- [4] S. Goferman, A. Tal, and L. Zelnik-Manor, "Puzzle-like collage," Comput. Graph. Forum, vol. 29, no. 2, pp. 459–468, 2010.
- [5] J. Wang, L. Quan, J. Sun, X. Tang, and H.-Y. Shum, "Picture collage," in CVPR (1), 2006, pp. 347–354.
- [6] Dr.S.Thilagamani, V.Manochitra, "An Intelligent Region-Based Method for Detecting Objects from Natural Images", International Journal of Pure and Applied Mathematics, issue Feb. 2018, pp 473-478.
- [7] Dr.S.Thilagamani, N.Shanthi, "A Survey on image segmentation through clustering", International Journal of Research and Reviews in Information Sciences, issue 2011, vol. 1, pp. 14-17.
- [8] Dr.S.Thilagamani, N.Shanthi, "A novel recursive clustering algorithm for image oversegmentation", in European Journal of Scientific Research, issue 2011, vol. 52, pp. 430-436.
- [9] Dr.S.Thilagamani, N.Shanthi, "Literature Survey on enhancing cluster quality", in International Journal on Computer Science and Engineering, vol. 2, pp. 2010, 1999.
- [10] Dr.S.Thilagamani, N.Shanthi, "Object Recognition based on image segmentation and clustering", in 2011.
- [11] Dr.S.Thilagamani, N.Shanthi, "Gaussian and gabor filter approach for object segmentation", in Journal on Computing and Information Science in Engineering, issue 2014, vol. 14, pp. 021006.
- [12] Dr.S.Thilagamani, N.Shanthi, "Innovative methodology for segmenting the object from a static frame", in International Journal of Engineering on Innovative Technology, vol. 2, pp. 52-56, 2013.
- [13] Dr.S.Thilagamani, S.Ramesh ponnusamy, "A Comparative study on Diverse fuzzy logic Techniques in segmenting the color images", i-manager's journal on Image processing, vol. 2, pp. 6-13, 2015.
- [14] Dr.S.Thilagamani, N.Kavya, "A review: Analysis of the algorithm and techniques in image segmentation" International Journal, vol. 9, 2018.

Authors Profile

S. Thilagamani received the B.E. degree in Computer Science and Engineering from Periyar University, Salem, Tamil Nadu, India in 2002 and the M.E. degree in Computer Science and Engineering from Anna university, Chennai, Tamil Nadu, India in 2007 and secured university second rank. She received the Ph.D. degree from Anna University, Coimbatore, Tamil Nadu, India in 2014. Presently working as Professor & Dean of Computer Science and Engineering at M.Kumarasamy College of Engineering. She has published 13 papers in reputed international journals, 1 paper in national journals. She has received award for Excellence teaching in higher education, Distinguished HOD, best administration and Longest continuous student branch counselor. She is an active member of CSI, ISTE and coordinator of CSI student branch. She has also written 3 books in the area of Data mining, computer networks and Principles of computing. She has registered 1 copyright and filed 1 patent. She has also received fund of Rs.2,90,000/- through various grant proposals. Her area of interest is data mining and image processing.

